


KORLOY

Exploring Limitless Machining


CUTTING TOOLS





A variety of high performance tools
KORLOY CUTTING TOOLS





Contents

Grades / Chip Breakers

Selection of KORLOY Grades	03
CVD Coated Grades	05
PVD Coated Grades	06
Cermet Grades	07
Uncoated Carbide Grades	08
cBN Grades	10
PCD Grades	11
Chip Breakers	12

Inserts

Turning Inserts	19
Milling Inserts	29
Drilling Inserts	36
Inserts for Aluminium Machining	37
Multi Functional Tools (Inserts)	39
Bearing Inserts	42
cBN Inserts	43
PCD Inserts	45

Turning Tools

Tool Holders (ISO Type)	47
Boring Bars (ISO Type)	56
Save Turn	58
Auto tools	59
Multi Functional Tools (Holders)	61

Milling Tools


Face Milling Cutters	65
Multi Functional Cutters	72
For Aluminum Milling	74
High Feed Milling Cutters	75
Side Cutters	76

Endmills / Drills

Solid Endmills	79
Solid Drills	84
Indexable Drills	86
Indexable Endmills	87

The Comparison of Chip Breakers, Grades

The Comparison of Chip Breakers	89
The Comparison of Grades	90



Grades / Chip Breakers

Korloys new grades are designed with optimal substrates for each application and are PVD coated for high temperature, high hardness and oxidation resistance, or CVD coated for high temperature and wear resistance. Additionally, the improved post-coating treatment provides superior surface finishes to ensure the highest levels of quality and productivity.

Selection of KORLOY Grades

CVD Coated Grades

PVD Coated Grades

Cermet Grades

Uncoated Carbide Grades

cBN Grades

PCD Grades

Chip Breakers

Selection of KORLOY Grades

▶ Turning

Workpiece	Steel					Stainless steel				Cast iron				Nonferrous				HRSA			H			Hardened		
	P01	P10	P20	P30	P40	P50	M10	M20	M30	M40	K01	K10	K20	K30	N01	N10	N20	N30	S01	S10	S20	S30	H01	H10	H20	H30
Coated carbide	NC3010					PC8105				NC6205				ND1000				PC8105			PC8105					
	NC3215					PC8110				NC6210				PD1000				PC8110			PC8110					
	NC3225					PC8115				NC6215								PC8115			PC8115					
	NC3120					NC9115				NC5330								PC8115			PC8115					
	NC3030					NC9125				PC5300								NC5330			PC5300					
	NC5330					NC9135				PC9030								PC5300			PC5300					
	PC5300					PC5300				PC5400								PC5400			PC5400					
	PC5400					PC5400				PC5400								PC5400			PC5400					
	PC5400					PC5400				PC5400								PC5400			PC5400					
	PC5400					PC5400				PC5400								PC5400			PC5400					
Cermets	CN1500									CN1500																
	CN2000									CN2500																
	CN2500																									
cBN/PCD										KB370				DP90				KB370			DNC100					
										KB800				DP150				KB370			DNC250					
										KB350				DP200							DNC400					
																					DNC350					
Uncoated carbide	ST10					U20				H01				H01				H01			H01					
	ST20									H05				H05				H05								
	ST30A									G10																

▶ Milling

Workpiece	Steel					Stainless steel				Cast iron				Nonferrous				HRSA			H			Hardened		
	P01	P10	P20	P30	P40	P50	M10	M20	M30	M40	K01	K10	K20	K30	K40	N01	N10	N20	N30	S10	S20	S30	H01	H10	H20	H30
Coated carbide	NC5330					NC5330				PC8110				ND2000				PC5300								
	PC3500					PC5300				PC6510				PD2000				PC5400			PC2005					
	PC3600					PC9530				NC5330								PC5400			PC2505					
	NC5340					NC5340				PC5300								PC2010			PC2510					
	NCM325					NCM325				NC5340								PC2150			PC210F					
	PC5300					NCM335				PC5400																
	NC5350					PC5400																				
	NCM335					PC5400																				
	PC5400					PC5400																				
	PC5400					PC5400																				
Cermets	CN2000																									
	CN30																									
cBN/PCD														DP150							KB350					
Uncoated carbide	ST20					U20				H01				H01												
	ST30A									H05				H05												
										G10																

Selection of KORLOY Grades

► Endmilling

Workpiece		grade	ISO	Application range		
P	Steel	PC303S <i>New</i>	P01			
		PC310U <i>New</i>	P10	PC303S <i>New</i>	PC203F <i>New</i>	
		PC315F <i>New</i>	P20		PC310U <i>New</i>	
		PC320 <i>New</i>	P30		PC315E <i>New</i>	PC320 <i>New</i>
			P40		PC215F	
M	Stainless steel	PC303S <i>New</i>	M01			
		PC310U <i>New</i>	M10	PC303S <i>New</i>	PC203F <i>New</i>	
		PC320S <i>New</i>	M20		PC310U <i>New</i>	PC320S <i>New</i>
		PC315E <i>New</i>	M30		PC315F <i>New</i>	PC320 <i>New</i>
					PC215F	
K	Cast iron	PC303S <i>New</i>	K01			
		PC310U <i>New</i>	K10			
		PC315F <i>New</i>	K20	PC303S <i>New</i>	PC203F <i>New</i>	PC310U <i>New</i>
		PC320 <i>New</i>	K30		PC315E <i>New</i>	PC320 <i>New</i>
			K40		PC215F	
					PC220	
					FA2	
N	Non ferrous	ND3000	N01			
		PD3000	N05			
		H01	N10	ND3000		
		H05S	N20		PD3000	H01
						H05S
					PC210C	
S	HRSA	PC210	S10			
		PC320S <i>New</i>	S20		PC210	PC320S <i>New</i>
		PC315E <i>New</i>	S30		PC315E <i>New</i>	PC320
					PC215F	
					PC220	
					FA2	
H	High hardness steel	PC303S <i>New</i>	H01			
		PC203F <i>New</i>	H10	PC303S <i>New</i>	PC203F <i>New</i>	
		PC310U <i>New</i>	H20		PC310U <i>New</i>	


► Drilling

Workpiece		ISO	Application range		
P	Steel	P01			
		P10			
		P20	PC215G <i>New</i>	PC315G <i>New</i>	PC325U <i>New</i>
		P30			PC230F
M	Stainless steel	M01			
		M10			
		M20	PC215G <i>New</i>	PC315G <i>New</i>	PC205F
		M30		PC325U <i>New</i>	
K	Cast iron	K01			
		K10			
		K20	PC215G <i>New</i>	PC315G <i>New</i>	PC205F
		K30			PC325U <i>New</i>
N	Non ferrous	N01			
		N10	FG2		
		N20			
		N30			

CVD Coated Grades

Features

- The special crystalline structure of the new coating technology achieves superior toughness
- A multi-layer coating with strong bonding strength provides superior wear resistance



Cross-sectional view of CVD coating

Grade Selection Guide

▶ Turning

Workpiece		Machining types	Recommended grade	Recommended cutting speed(m/min)	ISO	Application range
P	Steel	Continuous cutting	NC3010	295 (170 ~ 420)	P05	NC3010
			NC3215 <i>New</i>	295 (170 ~ 420)	P10	NC3215 <i>New</i>
		Interrupted cutting	NC3225 <i>New</i>	260 (150 ~ 370)	P15	NC3225 <i>New</i>
			NC3120	260 (120 ~ 370)	P20	NC3120
			NC3030	205 (120 ~ 290)	P25	NC3030
			NC5330	205 (120 ~ 290)	P30	NC5330
			NC500H	205 (120 ~ 290)	P35	NC500H
M	Stainless steel	Continuous cutting	NC9115 <i>New</i>	240 (220 ~ 260)	M10	NC9115 <i>New</i>
			NC9125 <i>New</i>	210 (190 ~ 230)	M20	NC9125 <i>New</i>
		Interrupted cutting	NC9135 <i>New</i>	180 (160 ~ 200)	M30	NC9135 <i>New</i>
			NC5330	180 (160 ~ 200)	M40	NC5330
K	Cast iron	Continuous cutting	NC6205	315 (180 ~ 450)	K01	NC6205
			NC6210	250 (130 ~ 370)	K10	NC6210
		Interrupted cutting	NC6215 <i>New</i>	220 (130 ~ 310)	K20	NC6215 <i>New</i>
			NC5330	190 (110 ~ 270)	K30	NC5330
S	HRSA	Continuous cutting	NC5330	40 (20 ~ 60)	S10	NC5330
		Interrupted cutting		S20		


▶ Milling

Workpiece		Machining types	Recommended grade	Recommended cutting speed(m/min)	ISO	Application range		
P	Steel	Continuous cutting	NC5330	205 (120 ~ 290)	P20	NC5330		
			NC5340 <i>New</i>	230 (130 ~ 330)	P25			
		Interrupted cutting	NC5350 <i>New</i>	205 (120 ~ 290)	P30	NC5340 <i>New</i>	NCM325	
			NCM335	205 (120 ~ 290)	P35	NC5350 <i>New</i>	NCM335	
M	Stainless steel	Continuous cutting	NC5330	140 (80 ~ 200)	P40	NC5330		
			NC5340 <i>New</i>	155 (90 ~ 220)	P45		NC5340 <i>New</i>	NCM325
		Interrupted cutting	NC5350 <i>New</i>	140 (80 ~ 200)	M10	NC5350 <i>New</i>	NCM335	
			NCM335	140 (80 ~ 200)	M20	NC5330	NC5340 <i>New</i>	NCM325
			NC5330	150 (80 ~ 250)	M25	NC5330	NC5340 <i>New</i>	NCM325
			NC5340 <i>New</i>	150 (80 ~ 250)	M30	NC5340 <i>New</i>	NCM325	NC5350 <i>New</i>
K	Cast iron	Continuous cutting	NC5330	190 (110 ~ 270)	M35	NC5330		
			NC5340 <i>New</i>	150 (80 ~ 250)	M40	NC5340 <i>New</i>		

PVD Coated Grades

Features

- PVD coating technology has inherent advantages such as a superior chipping resistance of the coated film while maintaining the toughness of the substrate. Thus it is possible to increase the tool life significantly
- PVD coatings ensure sharp cutting edges without blunting the substrate
- Ti-based coating films can provide excellent surface finish and high accuracy machining due to the low affinity of Ti-film with the workpiece



Cross-sectional view of PVD coating

Advantages of PVD Coatings

- TiAlN coating optimal for high speed machining
- Toughness of TiAlN has been enhanced to reduce brittleness of conventional TiAlN
- The outer TiN layer reduces friction and improves surface smoothness
- Easy to recognize the amount of wear on the cutting edge

Grade Selection Guide

▶ Turning

Workpiece	Machining types	Recommended grade	Recommended cutting speed(m/min)	ISO	Application range
P	Steel	PC5300	175 (100 ~ 250)	P30	PC5300
			145 (80 ~ 120)	P40	
	Interrupted cutting	PC5400 <i>New</i>	125 (80 ~ 160)	P50	PC5400 <i>New</i>
			PC8105 <i>New</i>	175 (120 ~ 230)	M01
M	Stainless steel	PC8110	160 (110 ~ 210)	M10	PC8110 <i>New</i>
			PC8115 <i>New</i>	150 (100 ~ 200)	M20
	Interrupted cutting	PC5300	135 (80 ~ 190)	M30	PC5300
			PC9030	130 (80 ~ 180)	M40
	Interrupted cutting	PC5400	110 (80 ~ 140)	M50	PC5400 <i>New</i>
			PC8105 <i>New</i>	55 (40 ~ 70)	S01
S	HRSA	PC8110	50 (35 ~ 65)	S10	PC8110
			PC8115 <i>New</i>	45 (30 ~ 60)	S20
	Interrupted cutting	PC5300	40 (20 ~ 60)	S30	PC5300
			PC5400 <i>New</i>	35 (20 ~ 50)	S40
H	High hardness steel	PC8110	100 (70 ~ 130)	H01	PC8110
			PC8115 <i>New</i>	90 (65 ~ 115)	H10

▶ Milling

Workpiece	Machining types	Recommended grade	Recommended cutting speed(m/min)	ISO	Application range	
P	Steel	PC3600	235 (180 ~ 290)	P20	PC3600	
			PC3500	235 (180 ~ 290)	P30	PC3500
	Interrupted cutting	PC5300	195 (150 ~ 240)	P40	PC5300	
			PC5400 <i>New</i>	145 (80 ~ 210)		PC5400 <i>New</i>
M	Stainless steel	PC5300	130 (100 ~ 160)	M20	PC5300	
			PC9530	125 (80 ~ 150)	M30	PC9530
	Interrupted cutting	PC5400 <i>New</i>	110 (80 ~ 140)	M40	PC5400 <i>New</i>	
K	Cast iron	PC8110	180 (140 ~ 230)	K05	PC8110	
			PC6510	180 (140 ~ 230)	K10	PC6510
	Interrupted cutting	PC5300	145 (110 ~ 180)	K20	PC5300	
			PC5400 <i>New</i>	125 (85 ~ 160)	K30	PC5400 <i>New</i>
S	HSRA	PC5300	55 (40 ~ 70)	S10		
			PC5400 <i>New</i>	40 (30 ~ 50)	S30	PC5400 <i>New</i>
H	High hardness steel	PC2005 <i>New</i>	60 (40 ~ 80)	H01	PC2005 <i>New</i>	
			PC2010 <i>New</i>	55 (40 ~ 70)	H10	PC2010 <i>New</i>
			PC2015 <i>New</i>	50 (35 ~ 65)	H20	PC2015 <i>New</i>
			PC210F	50 (35 ~ 65)	H30	PC210F

Cermet Grades

Features

- KORLOY cermet is a carbonitride type cermet which has an ultra fine microstructure accomplished by adding TiN, TiCN powders as additives. It also has superior toughness, thermal shock and wear resistance.

Advantages



- Cermet, using TiCN as the main component, is harder than cemented carbide and has a lower affinity with ferrous workpieces at high temperatures, thus cermets have special advantages as listed below:

Compared to Uncoated Carbide

- Since cermet has superior wear and crater wear resistance, higher cutting speeds can be applied
- The low affinity with ferrous workpieces enables cutting operations from low to high speed and provides an excellent surface finish
- Exceptional tool life and cutting performances in high speed finishing applications

Compared to Coated Carbide

- Suitable for light cutting and finishing
- Better wear resistance and surface finish can be acquired while using the same cutting conditions



Microstructure of Cermet

Grade Selection Guide

▶ Turning

Workpiece	Machining types	Recommended grade	Recommended cutting speed(m/min)	ISO	Application range
P Steel	Continuous cutting	CN1500 <i>New</i>	250 (150 ~ 350)	P10	
	Interrupted cutting	CN2500 <i>New</i>	220 (130 ~ 300)	P20 P30	

▶ Turning (Coated Cermet Grades)

Workpiece	Machining types	Recommended grade	Recommended cutting speed(m/min)	ISO	Application range
P Steel	Continuous cutting	CC1500 <i>New</i>	325 (200 ~ 450)	P10	
	Interrupted cutting	CC2500 <i>New</i>	265 (180 ~ 350)	P20 P30	

▶ Milling

Workpiece	Machining types	Grade	Recommended cutting speed(m/min)	ISO	Application range
P Steel	Continuous cutting	CN2000	250 (200 ~ 300)	P20	
	Interrupted cutting	CN30	150 (100 ~ 200)	P30	


Uncoated Carbide Grades

Features

- Due to its the advanced sintering technology, KORLOY's uncoated carbide grades have a fine alloy structure which is necessary to get superior quality cutting tools

Advantages

- P, M, K carbide grades can be used for the machining of all kinds of workpieces
- Excellent quality in wet machining due to the carbide's superior thermal crack resistance
- Due to the special design of the carbide, it has a fine microstructure and low affinity with the workpiece
- It has excellent toughness and provides low cutting loads



► Main Applications

Workpiece	Composition	Features	Workpiece
P	WC-TiC-TaC-Co	Heat resistance, excellent plastic deformation resistance	Carbon steel, Alloy steel, Stainless steel
M	WC-TiC-TaC-Co	General tools stable heat resistance with strength	Carbon steel, Alloy steel, Stainless steel, Cast steel
K	WC-Co	High strength and superior wear resistance	Cast iron, Non-ferrous metal, Plastic, etc
S	WC-Co	Excellent wear resistance and chipping resistance	Titanium alloy

► The Physical Properties of Grades

Workpiece	Grade	Hardness (HRA)	TRS (kgf/mm ²)	Young's modulus (10 ³ kgf/mm ²)	Thermal expansion coefficient(10 ⁻⁶ /°C)	Thermal conductivity (cal/cm · sec·°C)
P	ST10	92.1	175	48	6.2	25
	ST20	91.9	200	56	5.2	45
	ST30A	91.3	230	53	5.2	-
M	U20	91.1	210	-	-	88
	ST30A	91.3	230	53	5.2	-
K	H01	92.9	210	66	4.7	109
	G10	90.9	250	63	-	105
S	H01	92.9	210	66	4.7	109
	H05	91.8	250	-	-	-

1KPa = 102kgf/m², 1w/mk = 2.39x10⁻³cal/cm·sec·°C

Uncoated Carbide Grades

Grade Selection Guide

▶ Turning

Workpiece	Recommended grade	Recommended cutting speed(m/min)	ISO	Application range
P Steel	ST10	110 (70 ~ 140)	P10	ST10
	ST20	80 (50 ~ 110)	P20	ST20
	ST30A	70 (40 ~ 90)	P30	ST30A
M Stainless steel	U20	70 (40 ~ 90)	M25	U20
K Cast iron	H01	105 (60 ~ 140)	K01	H01
	H05	105 (60 ~ 140)	K10	H05
	G10	90 (50 ~ 120)	K20	G10
N Aluminum alloy Copper alloys	H01	600 (450 ~ 750)	N10	H01
	H05	425 (320 ~ 530)	N20	H05
S Titanium alloy	H01	55 (40 ~ 70)	S01	H01
	H05	50 (35 ~ 65)	S10	H05
H High hardness steel	H01	80 (55 ~ 105)	H10	H01


▶ Milling

Workpiece	Grade	Recommended cutting speed(m/min)	ISO	Application range
P Steel	ST30A	80 (60 ~ 100)	P30	ST30A
M Stainless steel	U20	90 (70 ~ 110)	M20	U20
			M30	
K Cast iron	H01, H05	150 (110 ~ 190)	K10	H01, H05
	G10	120 (90 ~ 150)	K20	G10
N Aluminum alloy Copper alloys	H01	600 (450 ~ 750)	N10	H01
	H05	425 (320 ~ 530)	N20	H05






cBN Grades

Features

- cBN is a cutting tool material made under ultra high pressure and temperature sintering of a mixture of cubic boron nitride and a special ceramic binder material.
- cBN tools are suitable for high speed precise machining in hardened steels and cast irons. Machining with cBN can effectively replace the conventional grinding process.



▶ Cutting Conditions of cBN Grades


ISO	Grades	Insert color	Application	Cutting Speed, vc (m/min)						feed, fn	Depth of cut, ap	
				50	100	150	200	250	300			
H Heat-treated steel	Coated	 DNC100 ^{New}	Continuous cutting at high speed	180 ————— 300						0.03~0.3	0.03~0.3	
		 DNC250	Continuous and low interrupted cutting at high speed	120 ————— 220						0.05~0.3	0.05~0.3	
		 DNC350	Medium and high interrupted cutting	90 ————— 150						0.05~0.3	0.05~0.3	
		 DNC400 ^{New}	Continuous and medium interrupted cutting	90 ————— 220						0.05~0.3	0.05~0.5	
	Non-coated		KB410	Continuous cutting at high speed	150 ————— 200						0.03~0.13	0.03~0.2
			KB1000	Continuous cutting at high speed	130 ————— 250						0.03~0.15	0.03~0.2
			KB420	Highly efficient cutting	120 ————— 150						0.03~0.3	0.03~0.5
			KB425	Interrupted cutting at high speed	150 ————— 200						0.03~0.3	0.03~0.5
			KB320	Medium and low interrupted cutting	80 ————— 120						0.03~0.2	0.03~0.3
			KB2000	Medium and low interrupted cutting	80 ————— 200						0.03~0.2	0.03~0.3
			KB335	High interrupted cutting	80 ————— 110						0.03~0.2	0.03~0.3
			KB400	High speed and high depth of cut	120 ————— 220						0.10~0.3	0.5

PCD Grades

Features

• KORLOY PCD products are manufactured by using high quality PCD tips under ultra high temperatures and pressure. The PCD tip is welded on the qualified KORLOY carbide insert. KORLOY high quality PCD products meet a wide range of application needs in turning, milling, and endmills.

- Excellent tool life for aluminum alloy and copper alloy
- Excellent tool life for Ceramic, high-silicon aluminum and rocks or stones
- Excellent tool life for rubber, carbon, graphite and wood



► PCD grades












Grade	Features	Application	Grain size(μm)	Hardness(Hv)	TRS(kg/mm ²)
DP90	Coarse diamond grain has been used to get excellent wear resistance enough to machine cemented-carbide, high Si aluminum alloys	Cemented carbide Ceramic roughing High Si aluminum alloy rocks, stones	50	10,000 ~ 12,000	110
DP150	By using fine diamond grains having good bonding properties, this grade is suitable for machining of non-ferrous metals, graphite, etc	High Si aluminum alloy Copper, Bronze alloy Rubber, Wood, Carbon	5	10,000 ~ 12,000	200
DP200	By using ultra fine diamond grains, it is possible to make a sharp cutting edge. Thus this grade is appropriate for machining non-ferrous materials	Plastic Wood Precise finishing of aluminum	0.5	8,000 ~ 10,000	220

► Recommended Cutting Conditions

Workpiece	Cutting speed (m/min)	Feed (mm/rev)	Depth of cut (mm)	Recommended grade	
				1 st	2 nd
Aluminum alloy (4%~8%Si)	1000 ~ 3000	0.1 ~ 0.6	~ 3	DP150	DP200
Aluminum alloy (9%~14%Si)	600 ~ 2500	0.1 ~ 0.5	~ 3	DP150	DP200
Aluminum alloy (15%~18%Si)	300 ~ 700	0.1 ~ 0.4	~ 3	DP150	DP200
Copper, Bronze alloy	~ 1000	0.05 ~ 0.2	~ 3	DP150	DP200
Reinforced plastic	~ 1000	0.1 ~ 0.3	~ 2	DP150	DP200
Wood	~ 4000	0.1 ~ 0.4	-	DP150	DP200
Cemented carbide	10 ~ 30	~ 0.2	~ 0.5	DP90	DP150

Chip Breakers












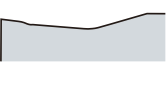

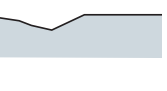



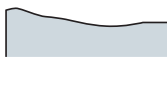

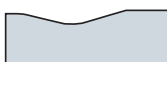


Chip Breakers for Turning

Geometry	Cutting edge	Application range													Features	
		feed rate, f_n (mm/rev)														
		0.04	0.063	0.10	0.16	0.25	0.4	0.63	1.0	1.6	2.5	4.0	6.3			
		depth of cut, a_p (mm)														
		0.1	0.16	0.25	0.4	0.63	1.0	1.6	2.5	4.0	6.3	10.0	11.6	13		
VQ						0.10~0.40			1.0~3.0						For Medium cutting to finishing <ul style="list-style-type: none"> Strong cutting edge makes excellent cutting performance at interrupted cutting 	
VL						0.10~0.35			0.2~1.5						For Finishing <ul style="list-style-type: none"> Stable chip control in high toughness material; low carbon steel, pipe steel & steel plates Improved chip control for facing, copying machining and better surface finish 	
VF						0.05~0.35			0.5~1.5						For Finishing <ul style="list-style-type: none"> Good chip control quality on varied depths of cut Excellent cutting edge strength has been acquired due to the special chip-breaker 	
VB						0.15~0.45			0.5~2.0						For Finishing <ul style="list-style-type: none"> Improved chip control for smaller depths of cut Excellent chip control in copying, corner R machining 	
VC						0.12~0.45			0.5~3.5						For Medium to finish cutting <ul style="list-style-type: none"> Stable chip control in copying and internal machining with various depths of cut 	
VM						0.10~0.50			1.0~5.0						For Medium cutting <ul style="list-style-type: none"> Wide available chip control range from medium-finishing to medium-roughing Suitable chip breaker for CNC machining 	
VH									0.70~1.40				6.0~15.0		For Heavy duty cutting <ul style="list-style-type: none"> Designed specifically for heavy machining Specialized chip breaker for the heavy industries like Ship building, Power plant industry 	
VT									0.75~1.60				7.0~17.0		For Heavy duty cutting <ul style="list-style-type: none"> Designed specifically for heavy machining Specialized chip breaker for the heavy industries like Ship building, Power plant industry 	
VP1						0.05~0.20			0.1~1.5						For Finishing <ul style="list-style-type: none"> High positive cutting edge Reduced contract chip minimizes temperature to improve tool life 	
VP2						0.05~0.40			0.5~4.0						For Medium to finish cutting <ul style="list-style-type: none"> Stable chip control and high machinability in copying with various depths of cut 	
VP3						0.05~0.45			0.5~4.5						For Medium cutting <ul style="list-style-type: none"> High positive cutting edge with wide land Stable cutting performance in interrupted machining with high toughness Stable machinability and chip control in machining with high depth of cut 	

Notice : Application ranges are based on main cutting material

Chip Breakers




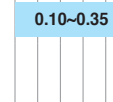
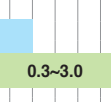


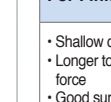
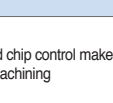
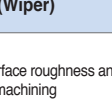
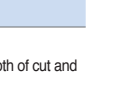
Chip Breakers for Turning

Geometry	Cutting edge	Application range											Features										
		feed rate, f_n (mm/rev)																					
		0.04	0.063	0.10	0.16	0.25	0.4	0.63	1.0	1.6	2.5	4.0		6.3									
depth of cut, a_p (mm)																							
0.1											0.16	0.25	0.4	0.63	1.0	1.6	2.5	4.0	6.3	10.0	11.6	13	
V Series	VP4								0.15~0.45													For Medium cutting of Inconel and medium to roughing of stainless steel <ul style="list-style-type: none"> The 1st recommended chip breaker for Inconel machining A high rake angle resistant to high hardness cutting was applied to enable stronger cutting edges and prevent notch wear in machining rough surfaces 	
	VR									0.25~0.55													For Medium cutting of cast iron and medium to roughing of steel <ul style="list-style-type: none"> High feed machining with the combination of wide land and pockets Shallow chip breaker design prevents chip blocking at high feed Decreased wear on major cutting edge due to special treatment on blade
-P Series	LP									0.10~0.40													For Medium to finish cutting of steel <ul style="list-style-type: none"> Angle land decreases cutting resistance for better surface roughness Special dot design prevents chip blocking by clear chip breaking
	MP										0.15~0.45												For Medium cutting <ul style="list-style-type: none"> Increased productivity due to excellent chip control in various conditions Stable tool life by reducing cutting load at high speed and high feed
-M Series	MM										0.12~0.45												For Medium cutting <ul style="list-style-type: none"> The 1st recommended chip breaker for stainless steel machining Dual land enables balanced cutting performance and toughness to improve tool life and machining quality Wide chip pockets for stable chip evacuation at high depth of cuts and high feeds
	RM											0.15~0.55											For Roughing <ul style="list-style-type: none"> The 1st recommended chip breaker for interrupted or rough machining of stainless steel Prevents notch wear and burr creation even at high depth of cuts and high feeds Longer tool life due to reduced cutting loads at high feeds
H Series	HA									0.03~0.30													For Light-alloy, stainless-steel machining <ul style="list-style-type: none"> Sharp cutting edge generates low cutting force Specially designed tough main cutting edge Suitable for cutting of low carbon steel, stainless steel, aluminum
G Series	GR																						For Medium to roughing <ul style="list-style-type: none"> Suitable for deep depth of cut and high feed cutting of steel and cast iron Suitable for intermittent cutting
	GH																						For Heavy duty cutting <ul style="list-style-type: none"> Suitable for heavy duty cutting due to strong cutting edge Wide chip control range with low cutting force
B Series	B25																						For General cutting <ul style="list-style-type: none"> Suitable for general cutting condition
V-Posi Series	VF																						For Finishing <ul style="list-style-type: none"> Improved surface finish and size accuracy due to stable inner boring

Notice : Application ranges are based on main cutting material

Chip Breakers

























Chip Breakers for Turning

Geometry	Cutting edge	Application range													Features		
		feed rate, f_n (mm/rev)															
		0.04	0.063	0.10	0.16	0.25	0.4	0.63	1.0	1.6	2.5	4.0	6.3				
		depth of cut, a_p (mm)															
		0.1	0.16	0.25	0.4	0.63	1.0	1.6	2.5	4.0	6.3	10.0	11.6	13			
V-Posi Series	VL		<div style="display: flex; justify-content: space-around;"> 0.05~0.20 0.1~1.0 </div>													For Finishing	<ul style="list-style-type: none"> Superior chip control in low carbon steel, pipes, and steel plates
	VP1		<div style="display: flex; justify-content: space-around;"> 0.01~0.25 0.1~1.5 </div>													For Finishing	<ul style="list-style-type: none"> Excellent chip control in application with micro depth of cut and low feed Low cutting load and superb surface finish Optimal for both internal and external machining
H-Posi Series	HMP		<div style="display: flex; justify-content: space-around;"> 0.08~0.40 0.5~3.5 </div>													For Medium cutting	<ul style="list-style-type: none"> Excellent chip control at wide range of cutting conditions Suitable for stainless steel cutting
C Series	C25		<div style="display: flex; justify-content: space-around;"> 0.10~0.35 1.0~3.0 </div>													For Medium cutting	<ul style="list-style-type: none"> Suitable for interrupted cutting and cast iron machining Good surface finish due to low cutting force Suitable for both boring and outer diameter turning
P-Posi Series	MP		<div style="display: flex; justify-content: space-around;"> 0.05~0.30 0.3~3.0 </div>													For Medium cutting	<ul style="list-style-type: none"> Sharp cutting edge and wide chip pocket for low cutting load Stable chip control at varying depth of cuts Excellent cutting performance when machining automobile components
AL Series	AK		<div style="display: flex; justify-content: space-around;"> 0.03~0.40 0.1~4.0 </div>													For Aluminum cutting	<ul style="list-style-type: none"> High rake angle and low resistance cutting edge secures long tool life in continuous cutting of aluminum turning High speed of finishing operation
	AR		<div style="display: flex; justify-content: space-around;"> 0.05~0.50 0.5~4.0 </div>													For Aluminum cutting	<ul style="list-style-type: none"> High stability of cutting edge secures great performance in high speed and interrupted machining High speed of medium and interrupted operation
Auto tool Series	KF		<div style="display: flex; justify-content: space-around;"> 0.01~0.12 0.01~1.0 </div>													For Finishing	<ul style="list-style-type: none"> Shallow depth of cut with sharp edge. Longer tool life at high speed cutting due to low cutting force Good surface finish
	KM		<div style="display: flex; justify-content: space-around;"> 0.04~0.15 0.05~1.5 </div>													For Medium to finish cutting	<ul style="list-style-type: none"> Improved chip control makes tool life long and better machining
Wiper tool Series	LW		<div style="display: flex; justify-content: space-around;"> 0.15~0.60 1.0~5.0 </div>													For Medium cutting(Wiper)	<ul style="list-style-type: none"> Guarantees excellent surface roughness and good chip evacuation at high feed machining
	VW		<div style="display: flex; justify-content: space-around;"> 0.15~0.50 0.5~3.5 </div>													For Finishing(Wiper)	<ul style="list-style-type: none"> Improved surface roughness at shallow depth of cut and high feed due to strong cutting edge

Notice : Application ranges are based on main cutting material

Chip Breakers

Chip Breakers for Milling

Geometry	Cutting edge	Application range											Features		
		feed rate, f_n (mm/rev)													
		0.04	0.063	0.10	0.16	0.25	0.4	0.63	1.0	1.6	2.5	4.0		6.3	
		depth of cut, a_p (mm)													
		0.1	0.16	0.25	0.4	0.63	1.0	1.6	2.5	4.0	6.3	10.0	11.6	13	
MX Series	MX 					0.10~0.30			1.0~5.0						For General milling <ul style="list-style-type: none"> Possible to increase productivity through increase feed and depth Excellent heat resistance due to the special chip breaker design of top face of insert
RichMill Series-RM3	MA 					0.05~0.40			1.0~8.0						For Aluminum milling <ul style="list-style-type: none"> Sharp cutting edge for low cutting load, which is ideal for machining steel, hard-to-cut materials and aluminum
	ML 					0.05~0.30			1.0~8.0						For Machining hard-to-cut materials <ul style="list-style-type: none"> Low cutting resistance for light cutting and machining hard-to-cut materials with excellent tool life and surface roughness
	MM 					0.05~0.35			1.0~8.0						For Medium to roughing <ul style="list-style-type: none"> Available for most of applications with universal design for general milling
	MF 					0.05~0.25			0.3~14.0						For Aluminum milling <ul style="list-style-type: none"> Sharp cutting edge design ensures low cutting resistance and excellent machining in difficult-to-cut materials, aluminum and light machining
RichMill Series-RM4	MF 					0.05~0.30			0.5~14.0						For Finishing in milling <ul style="list-style-type: none"> Low cutting force chip breaker design ensures longer tool life and excellent machining in difficult-to-cut material and light machining
	MM 					0.05~0.30			1.0~14.0						For Medium to roughing in milling <ul style="list-style-type: none"> Suitable geometry design for general milling has wider ranges of machining
	MA 					0.05~0.35			0.3~6.0						For Aluminum <ul style="list-style-type: none"> Sharp cutting edge and lubricated top face show excellent chip flow and welding resistance in aluminum machining
RichMill Series-RM8	MF 					0.05~0.35			0.3~6.0						For Finishing in milling <ul style="list-style-type: none"> Low cutting force chip breaker design ensures longer tool life and excellent machining in difficult-to-cut material and light machining
	ML 					0.05~0.30			0.3~6.0						For Machining hard-to-cut materials <ul style="list-style-type: none"> Low cutting resistance for excellent tool life and surface roughness in machining hard-to-cut materials
	MM 					0.10~0.40			0.5~6.0						For Medium to roughing in milling <ul style="list-style-type: none"> Suitable geometry design for general milling has wider ranges of machining
	MF 					0.05~0.20			0.5~5.0						For Finishing in milling <ul style="list-style-type: none"> Low cutting force chip breaker design ensures longer tool life and excellent machining in difficult-to-cut material and light machining

Notice : Application ranges are based on main cutting material

Chip Breakers

Chip Breakers for Milling

Grades / Chip Breakers

























Inserts

Turning Tools

Milling Tools

Endmills / Drills















The Comparison of Chip Breakers, Grades

Geometry	Cutting edge	Application range											Features		
		feed rate, f_n (mm/rev)													
		0.04	0.063	0.10	0.16	0.25	0.4	0.63	1.0	1.6	2.5	4.0		6.3	
		depth of cut, a_p (mm)													
		0.1	0.16	0.25	0.4	0.63	1.0	1.6	2.5	4.0	6.3	10.0	11.6	13	
RichMill Series-RMT	MM			<div style="display: flex; justify-content: space-between;"> 0.05~0.30 0.5~8.0 </div>											For Medium to roughing in milling <ul style="list-style-type: none"> Suitable geometry design for general milling has wider ranges of machining
RichMill Series-RM16	MA			<div style="display: flex; justify-content: space-between;"> 0.05~0.30 0.3~5.5 </div>											For Aluminum <ul style="list-style-type: none"> Sharp cutting edge design ensures low cutting resistance and excellent machining in difficult-to-cut materials, aluminum and light machining
	MF			<div style="display: flex; justify-content: space-between;"> 0.05~0.40 0.3~5.5 </div>											For Finishing in milling <ul style="list-style-type: none"> Low cutting force chip breaker design ensures longer tool life and excellent machining in difficult-to-cut material and light machining
	ML			<div style="display: flex; justify-content: space-between;"> 0.05~0.35 0.3~5.5 </div>											For Machining hard-to-cut materials <ul style="list-style-type: none"> Low cutting resistance for excellent tool life and surface roughness in machining hard-to-cut materials
	MM			<div style="display: flex; justify-content: space-between;"> 0.10~0.45 0.5~5.5 </div>											For Medium to roughing in milling <ul style="list-style-type: none"> Suitable geometry design for general milling has wider ranges of machining
	W			<div style="display: flex; justify-content: space-between;"> 0.05~0.30 0.3~2.0 </div>											For Finishing in milling (Wiper) <ul style="list-style-type: none"> Wiper insert provides improved surface roughness due to special cutting edge
	MA			<div style="display: flex; justify-content: space-between;"> 0.10~0.40 0.5~16 </div>											For Aluminum <ul style="list-style-type: none"> Sharp cutting edge and lubricated top face show excellent chip flow and welding resistance in aluminum machining
Alpha Mill Series	MF			<div style="display: flex; justify-content: space-between;"> 0.05~0.15 0.5~16 </div>											For Finishing in milling <ul style="list-style-type: none"> Low cutting force chip breaker design ensures longer tool life and excellent machining in difficult-to-cut material and light machining
	MM			<div style="display: flex; justify-content: space-between;"> 0.10~0.25 0.5~16 </div>											For Medium to roughing in milling <ul style="list-style-type: none"> Suitable geometry design for general milling has wider ranges of machining
	ML			<div style="display: flex; justify-content: space-between;"> 0.05~0.15 0.5~16 </div>											For Hard-to-cut material machining <ul style="list-style-type: none"> The chip breaker with low cutting resistance ensures superior machinability in hard-to-cut materials
	MF			<div style="display: flex; justify-content: space-between;"> 0.05~0.20 0.5~5.0 </div>											For Finishing in milling <ul style="list-style-type: none"> Special design for light cutting of gummy materials like stainless steel and hard to machine material provide fine surface finish and longer tool life
Futur Mill Series	MM			<div style="display: flex; justify-content: space-between;"> 0.05~0.30 1.0~5.0 </div>											For Medium cutting in milling <ul style="list-style-type: none"> Chip breaker design to cover general cutting condition provides wide available application range Ground type and as sintered type is available







Notice : Application ranges are based on main cutting material

Chip Breakers

Chip Breakers for Milling

Geometry	Cutting edge	Application range											Features									
		feed rate, f_n (mm/rev)																				
		0.04	0.063	0.10	0.16	0.25	0.4	0.63	1.0	1.6	2.5	4.0		6.3								
depth of cut, a_p (mm)																						
0.1											0.16	0.25	0.4	0.63	1.0	1.6	2.5	4.0	6.3	10.0	11.6	13
Futur Mill Series	MR			0.05~0.35			1.5~5.0					For Roughing in milling		<ul style="list-style-type: none"> Strongest cutting edge strength provide stable tool life even in case of severe cutting with heavy intermittent and heavy roughing 								
	MA			0.10~0.35			0.5~5.0					For Aluminum		<ul style="list-style-type: none"> Sharp cutting edge and lubricated top face show excellent chip flow and welding resistance in aluminum machining 								
Futur Mill Series P-Posi	MA			0.30~0.60			0.3~6.0					For Aluminum milling		<ul style="list-style-type: none"> Excellent surface roughness due to buffed surface in machining aluminum 								
	ML			0.30~0.50			0.3~3.0					For Machining titanium and inconel		<ul style="list-style-type: none"> Low cutting resistance and high hardness cutting edges for excellent surface roughness in machining titanium and Inconel 								
	MF			0.12~0.50			0.3~6.0					For Medium cutting		<ul style="list-style-type: none"> Low cutting resistance for light cutting 								
	MM			0.20~0.70			0.3~6.0					For Medium to rough milling		<ul style="list-style-type: none"> Universal purpose for most of milling applications 								
	None CB			0.3~0.5			0.30~0.50					For Machining high hardness steel		<ul style="list-style-type: none"> Ideal for machining high hardness mold steel and heat resistant alloy 								

Chip Breakers for Drilling

Geometry	Cutting edge	Application range											Features									
		feed rate, f_n (mm/rev)																				
		0.04	0.063	0.10	0.16	0.25	0.4	0.63	1.0	1.6	2.5	4.0		6.3								
depth of cut, a_p (mm)																						
0.1											0.16	0.25	0.4	0.63	1.0	1.6	2.5	4.0	6.3	10.0	11.6	13
KING DRILL Series	PD			0.04~0.20			60~300					For General steel machining		<ul style="list-style-type: none"> Chip breaker with strong cutting edge for universal applications with steel, stainless steel, and cast iron 								
	ND			0.04~0.10			100~400					Non-ferrous metals		<ul style="list-style-type: none"> Chip breaker with sharp and polished cutting edge for aluminum and non-ferrous metals. Machining with King Drill ensures good chip flow and resistance to chip welding. 								
	LD			0.04~0.15			40~250					For General steel (Mild steel and forged steel)		<ul style="list-style-type: none"> Superior chip control in machining of mild steel, forged steel and stainless steel 								

Notice : Application ranges are based on main cutting material

Inserts

KORLOY constantly tries to expand the range of chip breakers and corner geometries to facilitate customized production that covers many different workpiece materials(P, M, K, S, N) and machining methods(turning, milling and drilling).

We always ensure to enhance customer satisfaction to provide prompt troubleshooting, or higher productivity and machining quality.

Turning Inserts

Milling Inserts

Drilling Inserts

Inserts for Aluminium Machining

Multi Functional Tools (Inserts)

























Bearing Inserts

cBN Inserts

PCD Inserts

Turning Inserts

► For Turning

<p>CCET</p>  <p>0301005R/L 030101R/L 030102R/L 030104R/L 0401005R/L 040101R/L 040102R/L 040104R/L</p>	<p>CCET-KF</p>  <p>0602005MFR/L 060201MFR/L 060202MFR/L 09T3005MFR/L 09T301MFR/L 09T302MFR/L</p>	<p>CCET-KM</p>  <p>0602005MFR/L 060201MFR/L 060202MFR/L 09T3005MFR/L 09T301MFR/L 09T302MFR/L</p>	<p>CCGT-AK / AR</p>  <p>AK 060202 09T308 060204 120402 060208 120404 09T302 120408 09T304</p> <p>AR 060202 09T308 060204 120402 060208 120404 09T302 120408 09T304 120412</p>
<p>CCGT-KF</p>  <p>0602003R/L 060201R/L 060202R/L 09T3003R/L 09T301R/L 09T302R/L</p>	<p>CCGT-KM</p>  <p>0602003R/L 060201R/L 060202R/L 09T3003R/L 09T301R/L 09T302R/L</p>	<p>CCGT-VP1</p>  <p>060201 060202 060204 09T301 09T302 09T304</p>	<p>CCGT-VP1 (Precision class)</p>  <p>060201MFN 060202MFN 060204MFN 09T301MFN 09T302MFN 09T304MFN</p>
<p>CCMT-C25</p>  <p>060202 060204 060208 080308 09T304 09T308 120404 120408 120412</p>	<p>CCMT-HMP</p>  <p>060202 060204 060208 09T302 09T304 09T308 120404 120408 120412</p>	<p>CCMT-MP</p>  <p>060202 060204 060208 09T302 09T304 09T308 120404 120408</p>	<p>CCMT-VF</p>  <p>060202 060204 09T302 09T304 09T308 120404</p>
<p>CCMT-VL</p>  <p>060204 060208 09T304 09T308</p>	<p>CNGG-VP1</p>  <p>120402 120404 120408</p>	<p>CNMA</p>  <p>090308 160612 120404 160616 120408 190608 120412 190612 120416 190616 160608</p>	<p>CNMG-B25</p>  <p>120404 120408 120412 160608 160612 160616 190604 190608 190612 190616</p>
<p>CNMG-GR</p>  <p>120408 190612 120412 190616 120416 190624 160608 250724 160612 250924 160616 190608</p>	<p>CNMG-HA</p>  <p>120404 120408 120412</p>	<p>CNMG-LP</p>  <p>120404 120408 120412</p>	<p>CNMG-LW</p>  <p>120408 120412</p>
<p>CNMG-MM</p>  <p>090404 160608 090408 160612 090412 160616 120404 190608 120408 190612 120412 190616 120416</p>	<p>CNMG-MP</p>  <p>090304 120412 090308 120416 090404 160608 090408 160612 090412 190612 120404 190616 120408</p>	<p>CNMG-RM</p>  <p>120404 160612 120408 160616 120412 190608 120416 190612 160608 190616</p>	<p>CNMG-VB</p>  <p>120404 120408 120412</p>

Turning Inserts

► For Turning

CNMG-VC



120404
120408
120412

CNMG-VF




090304
090308
120404
120408
120412

CNMG-VL




120404
120408
120412

CNMG-VM



090304
090308
120404
120408
120412
120416
160608
160612
190608
190612

CNMG-VP2




120404
120408

CNMG-VP3




120404
120408
120412

CNMG-VP4




120408
120412
190608
190612

CNMG-VQ




090304
090308
120404
120408
120412

CNMG-VR



120408
120412
120416
160612
160616
190612
190616

CNMG-VW



120404
120408

CNMM-GH




120408 190612
120412 190616
160412 190624
160424 250716
160612 250724
160616 250924
160624 250950
190608

CNMM-GR




120408
120412
190612
190616

CNMM-HA



120408

CNMM-VH




190612
190616
190624
250724
250924

CNMM-VT




190612
190616
190624
250724
250924

CPGT




080202
080204
080208
090302
090304
090308

CPGT-HMP




090308

CPMT-VF



080204
080208
090304
090308

DCET-KF




0702005MFR/L
070201MFR/L
070202MFR/L
11T3005MFR/L
11T301MFR/L
11T302MFR/L

DCET-KM




0702005MFR/L
070201MFR/L
070202MFR/L
11T3005MFR/L
11T301MFR/L
11T302MFR/L

DCGT-AK / AR



AK
070202
070204
070208
11T302
11T304
11T308
11T312

DCGT-KF



0702003R/L
070201R/L
070202R/L
11T3003R/L
11T301R/L
11T302R/L

DCGT-KM



0702003R/L
070201R/L
070202R/L
11T3003R/L
11T301R/L
11T302R/L

DCGT-VP1



070201
070202
070204
11T301
11T302
11T304

Turning Inserts

► For Turning

DCGT-VP1 (Precision class)



070201MFN
070202MFN
070204MFN
11T301MFN
11T302MFN
11T304MFN

DCMT-C25



070202
070204
070208
11T302
11T304
11T308

DCMT-HMP



070202
070204
070208
11T302
11T304
11T308

DCMT-MP




070202
070204
070208
11T302
11T304
11T308

DCMT-VF




070202
070204
11T302
11T304
11T308

DCMT-VL




070204
070208
11T304
11T308

DNGG-VP1




150404
150408
150604
150608

DNMA




110408
150404
150408
150412
150604
150608
150612
190608

DNMG-B25



150402
150404
150408
150412
150425
150602
150604
150608
150612
150625

DNMG-GR



150408
150412
150416
150608
150612
150616

DNMG-HA



150404
150408
150604
150608

DNMG-LP



150404
150408
150412
150604
150608
150612

DNMG-LW



150408
150412
150608
150612

DNMG-MM



110504
110508
110512
150404
150408
150412
150604
150608
150612

DNMG-MP



110404 150404
110408 150408
110412 150412
110504 150604
110508 150608
110512 150612

DNMG-RM



150404
150408
150412
150604
150608
150612

DNMG-VB



150404
150408
150412
150604
150608
150612

DNMG-VC



150404
150408
150412
150604
150608
150612

DNMG-VF



110402
110404
110408
150404
150408
150412
150604
150608
150612

DNMG-VL



110408
150404
150408
150412
150604
150608
150612

DNMG-VM



110404
110408
110412
150404
150408
150412
150604
150608
150612

DNMG-VP2



150404
150408
150604
150608

DNMG-VP3



150404
150408
150412
150604
150608
150612

DNMG-VP4



150408
150412
150608
150612

Turning Inserts

► For Turning

DNMG-VQ



110404
110408
150404
150408
150604
150608

DNMG-VR



150408
150412
150608
150612

DNMG-VW



150404
150408
150604
150608

DNMX-SH



150404R/L
150408R/L
150604R/L
150608R/L

KNUX-11



160405R
160410R
160405L
160410L

KNUX-12



160405R
160410R
160405L
160410L

RCGT-AK / AR



AK 0602M0
0803M0
1003M0
10T3M0
1204M0

RCMX




1003M0
1204M0
1606M0
2006M0
2507M0
3209M0

RNMG-B25




090300
120400
150600
190600
250600
250900
310900

SCGT-AK / AR



AK 09T302
09T304
09T308
120404
120408
120416

SCMT-C25



060204
09T304
09T308
120404
120408

SCMT-HMP




09T304
09T308
120404
120408

SCMT-MP




09T304
09T308
120408

SCMT-VF




09T304

SCMT-VL



09T304
09T308

SNGA




090304
090308
120404
120408
120412
150608
150616
190608
190612

SNGG



090304R/L
090308R/L
120404R/L
120408R/L
120412R/L

SNGN




090302 120424
090304 150402
090308 150408
120304 150412
120308 150416
120312 190402
120402 190412
120404 190416
120408 250604
120412 250616

SNGX



120408R

SNMA



090304 150616
090308 190608
090312 190612
120402 190616
120404 190624
120408 250724
120412 250924
120416
120430
150612

SNMG-B25



090308 150616
120404 190608
120408 190612
120412 190616
120416 250716
120420 250724
150608 250924
150612

SNMG-GR




120404
120408
120412
150608
150612
190608
190612
190616
250724
250924

SNMG-HA



120404
120408
120412

SNMG-LP




120404
120408
120412

Turning Inserts

► For Turning

SNMG-MM



090404 150608
090408 150612
090412 150616
120404 190608
120408 190612
120412 190616
120416

SNMG-MP



090304
090308
090404
090408
120404
120408
120412
120416

SNMG-RM




120404
120408
120412
120416
150612
150616
190608
190612
190616

SNMG-VB



120404
120408

SNMG-VC




120408

SNMG-VF



090304
090308
120404
120408
120412

SNMG-VK



120404
120408
120412

SNMG-VL




120408

SNMG-VM




090304
090308
120404
120408
120412
190612

SNMG-VP2




120404
120408
120412

SNMG-VP3




120404
120408
120412

SNMG-VP4




120408
120412
150612
190608
190612
190616

SNMG-VQ



090304
090308
120404
120408

SNMG-VR



120408
120412
190612
190616

SNMM-GH




120408
120412
150612
190612
190616
190624
250724
250924
250932

SNMM-GR




120408
120412
190612
190616

SNMM-VH




190612
190616
190624
250724
250920
250924
250716

SNMM-VT



190612
190616
190624
250724
250920
250924
250716

SNMN




120304
120308
120312
120404
120408
120412
150404
150408
150412
190416

SNMX




120408R

SNUN




120408
120412
190412
120412TN
250724TN

SPGA




060204
090308T
090308T-Z

SPGN



070202 120402 150416
070208 120404 150420
090302 120408 190404
090304 120412 190408
090308 120416 190412
120302 120430 190416
120304 120440 190424
120308 150404
120312 150408
120316 150412

SPGR-F




090304
120304

Turning Inserts


► For Turning

SPGR-M




090308
120308

SPGT




090304R/L
090308R/L

SPMR-F




090304
120304

SPMR-M




090308
120308
120312

SPMT-VF



090304
090308

SPUN



120304
120308
150412
190412
190416
250620
120308SN

TBGT




060102L
060104L

TCGT-AK / AR



AK 090202 16T304
090204 16T308
110202 16T312
110204 16T316
110208 16T325
AR 16T302

TCGT-KF



0802003R-KF
080201R-KF
080202R-KF
0802003L-KF
080201L-KF
080202L-KF

TCMT-C25




090204
090208
110202
110204
110208
16T304
16T308

TCMT-HMP



090204
090208
110202
110204
110208
16T304
16T308

TCMT-MP



090204
090208
110202
110204
110208
16T304
16T308
16T312

TCMT-VF



110202
110204
110208
16T302
16T304

TCMT-VL




090208
110204
110208
16T304
16T308

TNGA



110302 220402
110304 220404
160304 220408
160402 220412
160404 270612
160408 270624
220304

TNGG



110304R/L
160402R/L
160404R/L
160408R/L
220404R/L
220408R/L
220412R/L

TNGG-SC



160402R/L
160404R/L

TNGN



110302 160412
110304 220404
110308 220408
160302 220412
160304 220416
160308 220424
160404 270630
160408

TNMA




110308 220416
160404 220420
160408 220432
160412 270608
160416 270612
220404 270616
220408 330924
220412

TNMG-B25



110308 220424
160404 220432
160408 270608
160412 270612
160416 270616
220404 330716
220408 330924
220412
220416

TNMG-GR



160408
160412
220408
220412
220416
270608
270612
270616
330924

TNMG-HA



160404
160408
160412
220408

TNMG-LP



160404
160408
160412

























TNMG-LW



160408
160412

Turning Inserts


► For Turning

TNMG-MM  160404 160408 160412 220404 220408 220412	TNMG-MP  160404 160408 160412 220404 220408 220412 220416	TNMG-RM  160404 160408 160412 220408 220412	TNMG-VB  160404 160408 220408 220412
TNMG-VC  160404 160408 160412 220408 220412	TNMG-VF  110304 160404 160408 160412 220404 220408	TNMG-VL  160404 160408 160412 220408 220412	TNMG-VM  110308 160404 160408 160412 220404 220408 220412
TNMG-VP2  160404 160408 160412 220404 220408	TNMG-VP3  160404 160408	TNMG-VP4  160408 160412	TNMG-VR  160408 160412 160416 220408 220412 220416
TNMG-VW  160404 160408	TNMM-GH  160408 220408 220412 220416 270616 270624 330924	TNMM-GR  220408 220412 220416	TNMN  160408 220408 220412
TNMX  160402R 160404R/L 160408R/L 220404R 220408R	TNMX-SH  160404R/L 160408R/L	TOEH  060102L 090204L 140304L	TPGH  080202L 080204L 110202L 110204L
TPGN  090204 160316 110302 160404 110304 220404 110308 220408 160302 220412 160304 220430 160308 220440 160310 270408 160312 270608	TPGR-F  110302 110304 160304	TPGR-M  110308 160308	TPGT  080202R/L 110302R/L 110304R/L 110308R/L 160404R/L 160408R/L

Turning Inserts

► For Turning

TPGX



090202L
090204L
090208L
110304L

TPMR-F



090202
090204
110302
110304
110308
160304
160308

TPMR-M



110304
110308
160304
160308
160312
220408

TPMT-MP



110304
110308
160404
160408

TPMT-VF



110304
110308
160404
160408

TPMT-VL



090204
110304
110308
160404
160408

TPUN




090308 220404
110208 220408
110304 220412
110308 330620
160304 160308TN
160308 160312TN
160312 220412TN

VBGT




160404
160408

VBGT-AK / AR



AK 110302
110304
110308
160402
160404
160408
AR 160412

VBGT-KF



1103003R/L
110301R/L
110302R/L

VBGT-KM



1103003R/L
110301R/L
110302R/L

VBMT



160404
160408

VBMT-HMP



110204
110208
110304
110308
160404
160408
160412

VBMT-MP



110304
110308
160404
160408
160412

VBMT-VB



160404
160408

VBMT-VF



160404
160408

VBMT-VL




160404
160408
160412

VCET-KF



1103005MFR/L
110301MFR/L
110302MFR/L

VCET-KM




1103005MFR/L
110301MFR/L
110302MFR/L

VCGT-AK / AR



AK 110301 160402
110302 160404
110304 160408
110308 160412
AR 130302 220516
130304 220525
130308 220530

VCGT-KF




1103003R/L
110301R/L
110302R/L

VCGT-KM



1103003R/L
110301R/L
110302R/L

VCGT-VP1



110301
110302
110304

























VCGT-VP1 (Precision class)



110301MFN
110302MFN
110304MFN

Turning Inserts


► For Turning

VCGX-VP1 (Precision class)  120300MFR 120301MFR 120302MFR	VCMT-HMP  160404 160408	VCMT-MP  080202 080204 160404 160408 160412	VCMT-VF  080202 080204 110304 160404
VCMT-VL  080202 080204 160404 160408 160412	VNGG-HA  160408	VNMG-MM  160404 160408 160412	VNMG-HA  160404 160408
VNMG-LP  160404 160408 160412	VNMG-MP  160404 160408 160412	VNMG-RM  160404 160408 160412	VNMG-VB  160404 160408
VNMG-VC  160404 160408	VNMG-VF  160402 160404 160408 160412	VNMG-VL  160404 160408	VNMG-VM  160404 160408 160412 220404 220408
VNMG-VP3  160404 160408	VNMG-VQ  160404 160408	VPET-KF  0802005MFR/L 080201MFR/L 080202MFR/L	VPET-KM  0802005MFR/L 080201MFR/L 080202MFR/L
VPGT-VP1  110301 110302 110304	VPGT-VP1 (Precision class)  110301MFN 110302MFN 110304MFN	WBG T  020102R/L S30202L S30204R/L	WNMA  060404 060408 060412 080404 080408 080412 080416

Turning Inserts

► For Turning

WNMG-B25




080404
080408
080412

WNMG-GR



080404
080408
080412
080416

WNMG-HA




060404
060408
080404
080408
080412

WNMG-LP




080404
080408
080412

WNMG-LW



060408
060412
080408
080412

WNMG-MM



060404
060408
060412
080404
080408
080412

WNMG-MP



060404
060408
060412
080404
080408
080412
080416

WNMG-RM



060408
060412
080404
080408
080412

WNMG-VB



080404
080408

WNMG-VC



080404
080408
080412

WNMG-VF



060404
060408
080404
080408
080412

WNMG-VL




060404
080404
080408

WNMG-VM




060402
060404
060408
060412
080404
080408
080412

WNMG-VP2



080404
080408
080412

WNMG-VP3




080404
080408
080412

WNMG-VP4



080408
080412

WNMG-VQ



060404
060408
080404
080408
080412

WNMG-VR



080408
080412

WNMG-VW



080404
080408

WNMM-B25



100608
130612














WNMX-SH



080404R/L
080408R/L

Milling Inserts

► For Milling

ADKA  150308R 150308SR 150308TR	ADLT  150308R 150308SR 150308TR	APKT  1604PDSR	APKT-MA  1604PDFR
APKT-MA2  1604PDFR 160416FR 160432FR	APKT-MA3  1604PDFR 160420FR	APKT-MF  1604PDSR	APKT-MM  1604PDSR
APKT-MM1  160432R	APKT-X22  1604PDSR 1604PDTR	APLT  070304R	
APMT-MA  0602PDFR 180604PDFR 060208PDFR 1806PDFR 0903PDFR 180612PDFR 090308PDFR 180616PDFR 11T3PDFR 180620PDFR 11T308PDFR 180624PDFR 160404PDFR 180630R 1604PDFR		APMT-MF  11T3PDSR 1604PDSR 1806PDSR 180612PDSR	
APMT-ML  0903PDER 1806PDER 090308PDER 180612PDER 11T3PDER 180616PDER 11T308PDER 180620PDER 160404PDER 180624PDER 1604PDER 180630R 180604PDER	APMT-MM  060202PDSR 090320R 160410PDSR 180620PDSR 0602PDSR 090331R 160416PDSR 180624PDSR 060208PDSR 090332R 160424R 180630R 060212R 11T3PDSR 160430R 180632R 060216R 11T308PDSR 160432R 180640R 0903PDSR 11T312PDSR 160450R 180648R 090306PDSR 11T316R 160464R 180650R 090308PDSR 11T318R 1806PDSR 180660R 090312R 11T324R 180612PDSR 180664R 090316R 1604PDSR 180616PDSR		
CNHQ  1005-C0.5 1305-C0.5 1606-C0.5	CPMH-MM  120408	CPMT-MM  060204 080308 09T308	HECN  090408FN 090408SN 090408TN 110412FN 110412TN

Milling Inserts

► For Milling

HPEN




090408FN
090408SN
090408EN
110412FN

HPEN-WC



090408
110412

LBH



080
100
120
160
200
250
300
320

LBH-KF




080 200
100 210
120 250
130 300
160 320
170

LBH-KH




080 210
100 250
120 260
130 300
160 320
170
200

LBS




080 200
090 210
100 250
110 260
120 300
130 310
160 320
170

LCF



160-D90
200-D90
250-D90

LFH



100
120
160
200
250
300
320

LPEW




040210R
040220R

LPMT-MF




040210R
040220R

LPMW



040210R
040220R


LRH / LR



(Special type)


100-R05 160-R20 250-R20
100-R10 160-R30 250-R30
100-R20 170-R05 260-R05
110-R05 200-R05 300-R10
120-R05 200-R10 300-R20
120-R10 200-R20 300-R30
120-R20 200-R30 310-R05
130-R05 210-R05 320-R10
160-R05 250-R05 320-R20
160-R10 250-R10 320-R30

LNCS




1907-C1.5-WC
1907-R3.0-WC

LNE



324-R0.8
324-C1.0

LN(E)X-MF



100605PNR
100608PNR

LN(E)X-MF




151004PNR
151008PNR
151016PNR

LN(E)X-MM



100605PNR
100608PNR
100605PNL

LN(E)X-MM



151004PNR
151008PNR
151016PNR
151008PNL

LNEX-MA



100605PNR
151004PNR
151008PNR

LXET-MA



250404PEFR-32 250412PEFR-40 340504PEFR-63
2504PEFR-32 250416PEFR-40 3405PEFR-63
250412PEFR-32 340504PEFR-50 340512PEFR-63
250416PEFR-32 3405PEFR-50 340516PEFR-63
250404PEFR-40 340512PEFR-50
2504PEFR-40 340516PEFR-50

Milling Inserts

► For Milling

LXET-ML



250404PEER-32 340504PEER-50
 2504PEER-32 3405PEER-50
 250412PEER-32 340512PEER-50
 250416PEER-32 340516PEER-50
 250404PEER-40 340504PEER-63
 2504PEER-40 340508PEER-63
 250412PEER-40 340512PEER-63
 250416PEER-40 340516PEER-63

MPMT




090308
 120408

OFCN




0704SN
 0704FN
 070408SN
 070408FN
 070408TN

OFCW



05T3SN
 05T3FN
 05T308FN

OFKR-MA



0704FN
 0704EN

OFKR-MF



0704SN
 070408SN

OFKR-MM



0704SN
 070408SN

OFKT-MA



05T3FN
 05T3EN
 0704FN
 0704EN

OFKT-MF



05T3SN
 05T308SN

OFKT-MM



05T3SN
 05T308SN
 0704SN

ONHX-MF



060608
 080608
 0606ANN
 0806ANN

ONHX-ML



060608
 080608

ONHX-MM



060608
 080608
 0606ANN
 0806ANN

ONHX-MA



060608
 080608

ONHX-W



060608
 080608

ONMX-MF




060608
 080608
 0606ANN
 0806ANN

ONMX-MM



060608
 080608
 0606ANN
 0806ANN

ORG




265
 325
 405
 470

PNEJ



1223N 1260N
 1225N 1265N
 1230N 1270N
 1235N 1275N
 1240N 1285N
 1245N
 1250N
 1255N

PNEJ-C



1223N-C03 1255N-C05
 1230N-C03 1260N-C05
 1235N-C03 1265N-C05
 1240N-C05 1270N-C05
 1245N-C05 1275N-C05
 1250N-C05

RC



16
 20
 25
 30
 32

RDCT-MA



10T3M0
 1204M0

RDHW



0501M0F 0702M0F
 0501M0E 0702M0E
 0501M0S 0702M0S
 06T1M0F 0803M0F
 06T1M0E 0803M0E
 06T1M0S 0803M0S

Milling Inserts

► For Milling

RDHW



1605M0F
1605M0E
1605M0S
2006M0F
2006M0E
2006M0S

RDKT-MF



10T3M0
1204M0
1605M0

RDKT-ML



1605M0

RDKT-MM



10T3M0
1204M0
1605M0
2006M0

RDKW



0501M0E
06T1M0E
0702M0E
0803M0E

REKR-MM



170400

RPCT-MA



10T3M0
1204M0
1606M0
2007M0

RPET-ML



0803M0E
103TM0E
1204M0E
1606M0E
2007M0E

RPMT-MF



0803M0E
10T3M0E
1204M0E
1606M0E
2007M0E

RPMT-MM



0803M0S
10T3M0S
1204M0S
1606M0S
2007M0S

RPMW



0803M0E1
10T3M0E1
1204M0S1
1204M0S2
1606M0S1
2007M0S1


SDCN



42R
42L
53R
53L
42M
42M-G
42MT
42MT-RH


42MT-S20
53M
53M-G
53MT
53MT-RH
53MT-S20
1203AEEN
1203AEEN-RH
1203AESN
1203AESN-RH
1504AEEN
1504AEEN-RH
1504AESN
1504AESN-RH

SDET-MA



09M402R
09M404R
09M405R
130504R

SDET-MF




09M405R
130508R

SDET-MM




09M405R
130508R

SDKN-CM




42MT

SDKN-MU




1203AESN
1504AESN

SDKN-SU




1203AESN
1504AESN

SDKR-MX




1203AESN
1203AETN
1203AEN
1504AESN
1504AETN
1504AEN

SDMT-MM




090308

SDXT-MA



09M405R
130508R

SDXT-MF



09M403R
09M403L
09M404R
09M404L
09M405R
09M405L
130508R

Milling Inserts


► For Milling

SDXT-MM




09M405R
09M405L
130508R
130508L
130538

SECA



1204AFSN
1204AFTN
1204AFFN
1204AFEN
1504AFSN
1504AFTN
1504AFFN

SECN




1203AFFN 1504AFFN
1203AFTN 1504AFTN
1203AFEN 1504AFEN
1203AFSN 1504AFSN
1203AFEN-RH 1504AFEN-RH
1203AFSN-RH 1504AFSN-RH
1203AFTN-S20 1504AFTN-S20

SEET-MA




0903AGFN
14M4AGFN

SEET-MF




0903AGSN
14M4AGSN

SEET-MM




0903AGSN
14M4AGSN

SEEW




0903AGTN
14M4AGTN

SEEW-W




14M4AGFN
14M4AGSN
14M4AGTN

SEKN-SU




1203AFSN
1504AFSN

SEKR-MF1




1203AFSN

SEKR-MX



1203AFSN
1204AFSN
1504AFSN

SEMN




1204AZ

SEXT-MF



0903AGSN
14M4AGSN

SEXT-MM



0903AGSN
14M4AGSN

SEXT-MR




0903AGSN
14M4AGSN

SFCN




1203EFR

SNCF-MF




1206ANN
1206ENN
1206QNN
1507ANN
1507ENN

SNMF-MF



1206ANN
1206ENN
1206QNN
1507ANN
1507ENN

SNCF-MM




1206ANN
1206ENN
1206QNN
1507ANN
1507ENN

SNMF-MM




1206ANN
1206ENN
1206QNN
1507ANN
1507ENN

SNCN




1204ENN
1504ENN

SNEF



435
535























SNEU-MF



120420














Milling Inserts

► For Milling

<p>SNEU-MF</p> <p>1204ANN</p> 	<p>SNEU-TBW</p> <p>1204</p> 	<p>SNEU-WMF</p> <p>1204R</p> 	<p>SNEX</p> <p>101010 1010ZNN</p> 
<p>SNEX-CU1</p> <p>101010 1010ZNN 121212 1212ZNN</p> 	<p>SNEX-MA</p> <p>1206ANN 1206ENN 1206QNN 120612</p> 	<p>SNEX-ML</p> <p>1206ANN 1206ENN 1206QNN 120612 1507ANN 1507ENN</p> 	<p>SNEW</p> <p>09T3ADFR</p> 
<p>SNEW-NAF</p> <p>09T3ADTR-NAF 09T3ADTR-NAW</p> 	<p>SNEW-XAF</p> <p>09T3ADTR-XAF 09T3ADTR-XAW</p> 	<p>SNHT-WX</p> <p>1102308R/L 120508R/L 110308R/L 1205408R/L 120308R/L 120608R/L 1203508R/L 1206508R/L 120408R/L 120708R/L 1204508R/L 1207508R/L</p> 	
<p>SNKN</p> <p>1204ENN 1504ENN</p> 	<p>SNM(E)X-MF</p> <p>1206ANN 1507ANN</p> 	<p>SNM(E)X-MF</p> <p>1206ENN 1507ENN</p> 	<p>SNM(E)X-MF</p> <p>1206QNN 120612</p> 
<p>SNM(E)X-MM</p> <p>1206ANN 1507ANN</p> 	<p>SNM(E)X-MM</p> <p>11206ENN 1507ENN</p> 	<p>SNM(E)X-MM</p> <p>11206QNN 120612</p> 	<p>SNEX-W</p> <p>1206ANN</p> 
<p>SPCN</p> <p>1203EDR 1204EDR 1504EDSR-RH 1203EDR-RH 150412T 1504EDTR-RH 1203EDL 1504EDR 1504EDR-S20 1203EDR-G 1504EDR-RH 1203EDR-RN 1504EDSR 1203EDER-RH 1504EDL 1203EDSR-RH 1504EDR-G 1203EDTR-RH 1504EDR-RN 1203EDR-S20 1504EDER-RH</p> 		<p>SPEN-WC</p> <p>120416 150412 150416 150420 190424</p> 	<p>SPEX</p> <p>1203EDR-1 1203EDL-1 1504EDR-1 1504EDL-1</p> 

Milling Inserts

► For Milling

<p>SPFN</p>  <p>200-N 300-N 400-N</p>	<p>SPKN-MU</p>  <p>1203EDSR 1504EDSR</p>	<p>SPKN-SU</p>  <p>1203EDSR 1203EDSL 1504EDSR 1504EDSL</p>	<p>SPKR-MX</p>  <p>1203EDSR 1203EDSL 1504EDR 1504EDSR</p>
<p>SPMN</p>  <p>120308</p>	<p>SPMT</p>  <p>060304</p>	<p>SPMT-KC</p>  <p>110408</p>	<p>SPMT-MM</p>  <p>120408-MM 120508-MMN</p>
<p>TEC(E)N</p>  <p>TECN 22R 22TR 32R 32R-G 32TR 32TR-S20 43R-G 43TR-Z 43TR</p> <p>TEEN 32TR</p>	<p>TEEN</p>  <p>43R-Z 43TR-Z 43TR-ZH 43R 43R-G 43TR 43TR-S20</p>	<p>TFCN</p>  <p>2203PFR 2203PFL</p>	<p>TNMX-NM</p>  <p>2710AZNR 2710AZNL</p>
<p>TPCN</p>  <p>1103PPN 1103PPTN 1603PDR 1603PPN 1603PPR 1603PPR-RH 1603PPR-G 1603PPSR 1603PPTN 1603PPTR</p> <p>1603PPR-RH 1603PDER-RH 1603PDSR-RH 1603PDR-S20 1603PDR-RN 2204PDR 2204PDR-RH 2204PDR-RN 2204PDR-G 2204PDL</p> <p>2204PDSR 2204PDTR 2204PPN 2204PPTN 2204PDR-RH 2204PDER-RH 2204PDSR-RH 2204PDR-S20</p>	<p>TPKN-MU</p>  <p>2204PDSR</p>	<p>TPKN-SU</p>  <p>1603PDSL 1603PDSR 2204PDSL 2204PDSR</p>	
<p>TPKR-MX</p>  <p>1603PDSR 1603PDSR 1603PPR 1603PPSN 1603PPSR 2204PDR 2204PDSR 2204PPR</p>	<p>TWX-KC</p>  <p>16R 22R</p>	<p>VCKT-MA</p>  <p>220530N</p>	<p>VDKT-MA</p>  <p>11T210N 11T220N</p>
<p>WDKT-MH</p>  <p>080316ZDSR 10T320ZDSR 130520ZDSR 150625ZDSR</p>	<p>WNMX-MM</p>  <p>060312ZNN 09T316ZNN 130520ZNN 160720ZNN</p>	<p>WNMX-MF</p>  <p>060312ZNN 09T316ZNN 130520ZNN 160720ZNN</p>	<p>XCET-KC</p>  <p>310404ER</p>

Milling Inserts / Drilling Inserts


► For Milling

XEKT-MA



19M504FR 19M532FR 250620FR
 19M508FR 19M540FR 250630FR
 19M512FR 19M550FR 250632FR
 19M516FR 250604FR 250640FR
 19M518FR 250608FR 250650FR
 19M520FR 250612FR
 19M530FR 250616FR

XNCT-MA



080504PNFR
 080508PNFR
 080512PNFR
 080520PNFR
 120608PNFR

XNKT-ML



060405PNER
 080504PNER
 080508PNER
 080512PNER
 080516PNER
 080520PNER
 120608PNER
 120612PNER
 120616PNER
 120620PNER

XNKT-MM



060405PNSR
 080504PNSR
 080508PNSR
 080512PNSR
 080516PNSR
 080520PNSR
 120608PNSR
 120612PNSR
 120616PNSR
 120620PNSR

XPMT-MM



0802ER
 1003ER
 13T3ER
 1604ER
 1805ER
 2006ER
 2507ER

ZDMT-R-MM



080310R
 110312.5R
 130416R

ZPET-MM



(Internal)

080M 140M
 090M 150M
 100M 160M
 110M 200M
 125M 250M
 130M

ZPET-MM



(External)

080S 140S
 090S 150S
 100S 160S
 110S 200S
 125S 250S
 130S

ZPMT-MM



1504PPSR-MM
 1505PPSR-MMN

ZPMT-R-MM



160520R
 160525R
 160531.5R

ZPMT-R-MR



160525R

► For Drilling

SPET-ND




040204
 050204
 060205
 07T208
 090308
 11T308
 130410
 15M510
 180510

SPMT-DF




050203
 060204
 070204

SPMT-DM




050203
 060204
 070204

SPMT-DS




050203
 060204
 070204

SPMT-LD



060205
 07T208
 090308
 11T308
 130410
 15M510
 180510

SPMT-PD




040204
 050204
 060205
 07T208
 090308
 11T308
 130410
 15M510
 180510

WCKT-C21




030204
 040204
 050308
 06T308
 080408

WCMT-C20N



030208
 040208
 050308
 06T308
 080408
 080412

WCMT-C21N



030204
 040204
 040208
 050308
 06T308
 080408

XOET-ND



040204
 050204
 060204
 07T205
 090305
 11T306
 130406
 15M508
 180508

XOMT-LD



060204
 07T205
 090305
 11T306
 130406
 15M508
 180508

XOMT-PD



040204
 050204
 060204
 07T205
 090305
 11T306
 130406
 15M508
 180508

XOMT-RD



07T207
 090308
 11T309
 130410
 15M511
 180512

Inserts for Aluminium Machining


► For Turning

CCGT-AK / AR




AK
060202
060204
060208
09T302
09T304
09T308
120402
120404
120408

AR



AR
060202
060204
060208
09T302
09T304
09T308
120402
120404
120408
120412

DCGT-AK / AR



AK
070202
070204
070208
11T302
11T304
11T308
11T312



RCGT-AK / AR



AK
0602M0
0803M0
1003M0
10T3M
1204M0



SCGT-AK / AR




AK
09T302
09T304
09T308
120404
120408




AR
120416

TCGT-AK / AR



AK
090202
090204
110202
110204
110208
16T302
16T304
16T308
16T312
16T316
16T325



AR
16T302
16T304
16T308
16T312
16T316
16T325

VBGT-AK / AR



AK
110302
110304
110308
160402
160404
160408
160412



VCGT-AK / AR



AK
110301
110302
110304
110308
130302
130304
130308



160402
160404
160408
160412
220516
220525
220530

► For Grooving

KGGN-A



200-02
300-02
400-04
500-04
600-04

KRGN-A



300
400
500
600
800

MGGN-A



300-02
300-04
300-08
400-02
400-04
400-08

MRGN-A



400
500
600
800

MRGN-A



6N
8N

MRGN-A5



6N
8N

MRGN-AM




6N
8N

MRGN-AP



6N
8N

MVGN



8N-A-R1.2
8N-A-R1.6


► For Drilling

SPET-ND



040204
050204
060205
07T208
090308
11T308
130410
15M510
180510

XOET-ND




040204
050204
060204
07T205
090305
11T306
130406
15M508
180508

Inserts for Aluminium Machining

► For Milling


APKT-MA

1604PDRF



APKT-MA2

1604PDRF
160416FR
160432FR



APKT-MA3

1604PDRF
160420FR



APMT-MA

0602PDRF
060208PDRF
0903PDRF
090308PDRF
11T3PDRF
11T308PDRF



160404PDRF
1604PDRF
180604PDRF
1806PDRF
180612PDRF
180616PDRF

180620PDRF
180624PDRF
180630R

CDEW-XCF

1204R/L



LNEX-MA

100605PNR
151004PNR
151008PNR



LXET-MA

250404PEFR-32
2504PEFR-32
250412PEFR-32
250416PEFR-32
250404PEFR-40
2504PEFR-40



250412PEFR-40
250416PEFR-40
340504PEFR-50
3405PEFR-50
340512PEFR-50
340516PEFR-50

340504PEFR-63
3405PEFR-63
340512PEFR-63
340516PEFR-63

OFKR-MA

0704FN
0704EN



OFKT-MA

05T3FN
05T3EN
0704FN
0704EN



ONHX-MA

060608
080608



RDCT-MA

10T3M0




RPCT-MA

1204M0
10T3M0
1204M0
1606M0
2007M0




SDET-MA

09M402R
09M404R
09M405R
130504R



SDXT-MA

09M405R
130508R



SEET-MA

0903AGFN
14M4AGFN



SNEX-MA

1206ANN
1206ENN
1206QNN
120612



VCKT-MA

220530N



VDKT-MA

11T210N
11T220N



XEKT-MA

19M504FR
19M508FR
19M512FR
19M516FR
19M518FR
19M520FR
19M530FR




19M532FR
19M540FR
19M550FR
250604FR
250608FR
250612FR
250616FR

250620FR
250630FR
250632FR
250640FR
250650FR















XNCT-MA

080504PNFR
080508PNFR
080512PNFR
080520PNFR
120608PNFR



Multi Functional Tools (Inserts)

► KGT

<p>KGML-L</p>  <p>· Width : 2.0~6.0mm</p>	<p>KGMR-R</p>  <p>· Width : 1.5~8.0mm</p>	<p>KGMR-T</p>  <p>· Width : 1.5~8.0mm</p>	<p>KRMN-C</p>  <p>· Width : 2.0~8.0mm</p>
<p>KGMI-T</p>  <p>· Width : 2.0~4.0mm</p>	<p>KGMR-LP</p>  <p>· Width : 2.0~5.0mm</p>	<p>KGMR-RP</p>  <p>· Width : 2.0~5.0mm</p>	<p>KGML-LP</p>  <p>· Width : 2.0~4.0mm</p>
<p>KGML-RP</p>  <p>· Width : 2.0~4.0mm</p>	<p>KGGN-B</p>  <p>· Width : 2.65~8.0mm</p>	<p>KGGN-R</p>  <p>· Width : 2.0~8.0mm</p>	<p>KGGN-R (Type sigular)</p>  <p>· Width : 2.0~8.0mm</p>
<p>KGGN-A</p>  <p>· Width : 2.0~6.0mm</p>	<p>KRGN-A</p>  <p>· Width : 3.0~8.0mm</p>		

► For Micro Boring Tools

NFTF, NFTG, NFTT



Holder : NFTIH
 ※ for Internal Grooving, Threading and Copy machining

Multi Functional Tools (Inserts)

► MGT

MFMN



Holder
MGFHR/L
MGFVR/L

· Width : 3.0mm

MGGN-M



Holder
MGEHR/L
MGEVR/L
MGIVR/L

· Width : 3.0~6.0mm

MGMN-G



Holder
MGEHR/L
MGEVR/L
MGIVR/L
MGFHR/L
MGFVR/L

· Width : 1.5~6.0mm

MGMN-M



Holder
MGEHR/L
MGEVR/L
MGIVR/L
MGFHR/L
MGFVR/L

· Width : 2.0~8.0mm

MGMN-L,R,T



Holder
MGEHR/L
MGEVR/L
MGIVR/L
MGFHR/L
MGFVR/L

· Width : 2.0~5.0mm

MGGN-A



Holder
MGEHR/L
MGEVR/L
MGIVR/L

· Width : 3.0~5.0mm

MGMR/L-PS



Holder
MGEHR/L

· Width : 3.0~5.0mm


MGMR/L-PT



Holder
MGEHR/L

· Width : 2.0~5.0mm

MRGN-A



Holder
MGEHR/L
MGEUR/L
MGEVR/L
MGIUR/L
MGIVR/L

· Width : 4.0~5.0mm


MRMN-M



Holder
MGEHR/L
MGEUR/L
MGEVR/L
MGIUR/L
MGIVR/L

· Width : 2.0~8.0mm

MVGN



Holder
MGEXR/L
MGIUR/
L-MV

► For Parting

SP



160 400L
180 500
200 500R
200R 500L
200L 600
300 600R
300R 600L
300L
400
400R

· Holder : SPB/SPB-S,
SPH/SPH-S

POB



Holder
PH

· Width : 3.0~5.0mm

► for Forming

BF













Holder
GFT, GFIP

· Width : 3.1~8.1mm

Multi Functional Tools (Inserts)

► For Grooving

<p>DB</p> <p>Holder DBH</p>  <p>· Width : 3.0~8.0mm</p>	<p>DC</p> <p>Holder DBH</p>  <p>· Width : 3.0~5.0mm</p>	<p>FGD / FGM / FMM</p> <p>Holder FGHH FGVH</p>  <p>· Width : 3.0~5.0mm</p>	<p>GO</p> <p>Holder GH</p>  <p>· Width : 2.5~4.1mm</p>
<p>GS</p> <p>Holder GH</p>  <p>· Width : 1.23~4.28mm</p>	<p>GW</p> <p>Holder GFT GFIP</p>  <p>· Width : 1.1~8.0mm</p>	<p>IG</p> <p>Holder IGH</p>  <p>· Width : 1.25~2.8mm</p>	<p>GR</p> <p>Holder GFT GFIK</p>  <p>· Width : 2.0~8.0mm</p>
<p>TB</p> <p>Holder TBH</p>  <p>· Width : 3000type 1.25~4.3mm 4000type 1.25~4.5mm</p>	<p>TB-M</p> <p>Holder TBH</p>  <p>· Width : 4000type 1.5~4.5mm</p>		

► For Threading

<Standard>


- Partial profile 60°
- Partial Profile 55°
- ISO Metric (Full Profile)
- American UN (Full Profile)
UN, UNC, UNF, UNEF
- Whitworth (Full Profile)
BSW, BSF, BSP
- British Standard Pipe thread
(Full Profile) BSPT
- National Pipe Thread
(Full Profile) NPT
- National Pipe Threads-Dryseal
(Full Profile) NPTF
- Round DIN 405
- Trapez DIN 103
- American ACME
- Stub ACME
- UNJ
- American Buttress
- British Buttress
- Metric Buttress-Sagengewinde
- API
- API Buttress Casing
- API Round Casing & Tubing
- EL-Extreme Line

<p>ER</p>  <p>· Holder : ER(L)H / ER(L)H-C</p>	<p>ERM</p>  <p>· Holder : ER(L)H / ER(L)H-C</p>	<p>ERM-U</p>  <p>· Holder : ER(L)H / ER(L)H-C</p>
<p>IR</p>  <p>· Holder : IR(L)H / IR(L)H-C</p>	<p>IRM</p>  <p>· Holder : IR(L)H / IR(L)H-C</p>	<p>IRM-U</p>  <p>· Holder : IR(L)H / IR(L)H-C</p>

Bearing Inserts

► For R-Chamfering


MC



0906
0910
1206
1210
1212
1215
1220
1225
1525
1530
1540

• Holder : CMSN...F
CMSN...B

MC-BR



1206
1210
1212
1215
1220
1230
1235

• Holder : CMSN...F
CMSN...B

► Internal Turning


RPGT



0802M0
1203M0
1604M0
2004M0

• Holder : SRGP...E
SRGP...F
SRGP...B


SPGR



120440L

• Holder : CSKP...B

SPGH




090330L

• Holder : SSKP...B

► Machining for Race-way


KORIC



2204R/L
2704R/L
3306R/L
3806R/L
4408R/L

• Holder : CKFN...RW
CKGN...RW

SNGN-W



0903WR/L
1504WR/L
1905WR/L

• Holder : CSGN...RW

► Machining for Bearing Shield


SNGN-S



0903SR/L
1204SR/L
1504SR/L

• Holder : CSBN...BS
CSKN...BS

TNGN



2204SR/L

• Holder : STGN...BS

SP



• Holder : SPB-S


160 400R
180 400L
200 500
200R 500R
200L 500L
300 600
300R 600R
300L 600L
400

cBN Inserts

► Regrinding Type (Negative / Positive)


CNMA

120404
120408




T-CNMA

120408




DNMA

150404
150408




SNMA

120404
120408



TNMA

160404
160408




VNMA

160404
160408




T-VNMA

160404




CCMW

09T304




CPMW

09T304




DCGW

11T308



T-DCGW

11T308



TPGB

110304
110308

























VBMW

160404
160408



cBN Inserts

Multi-Corner Type (Negative / Positive)

2NU-CNGA  120404 120408WF 120404F 120408WT 120404T 120412 120404W 120412F 120404WF 120412T 120408 120412W 120408F 120412WF 120408T 120412WT 120408W	T-2NU-CNGA  120408	2NU-CNMA  120404 120408	2NS-CNGA  120408
2NU-DNGA  150404 150404F 150404T 150408 150408F 150408T 150412 150412F 150412T 150608	T-2NU-DNGA  150412	2NS-DNGA  150408	4NU-SNGA  120404 120404F 120404T 120408 120408F 120408T 120412
2NS-SNGA  120408	3NU-TNGA  160404 160404F 160404T 160408 160408F 160408T 160412	2NS-TNGA  160408	2NU-VNGA  160404 160404F 160404T 160408 160408F 160408T
2NS-VNGA  160408	2NU-CCGW  060202 09T304 060202F 09T304F 060202T 09T304T 060204 09T308 060204F 09T308F 060204T 09T308T 060208 09T308W 060208F 09T308WF 060208T	2NU-DCGW  070204 11T304 070204F 11T304F 070204T 11T304T 070208 11T308 070208F 11T308F 070208T 11T308T	T-2NU-DCGW  11T304
3NU-TCGW  090204 090204F 090204T	3NU-TPGB  110304 110304F 110304T 110308 110308F 110308T	3NU-TPGN  110304 110304F 110304T 110308 110308F 110308T 160304 160308	3NU-TPGW  110304 110304F 110304T 110308 110308F 110308T
2NU-VBGW  160404 160404F 160404T 160408 160408F 160408T	2NU-VCGW  160404 160404F 160404T 160408 160408F 160408T		

Grades / Chip Breakers

Inserts

Turning Tools






















Milling Tools

Endmills / Drills

The Comparison of Chip Breakers, Grades

PCD Inserts

► PCD Inserts (Negative / Positive)

<p>BAMPR-XAF</p> <p>BAMPR</p> 	<p>BAMPR-XAW</p> <p>BAMPR</p> 	<p>BAMPR-XAWR</p> <p>BAMPR</p> 	<p>CDEW-NAF</p> <p>1204R/L</p>  <p>(strengthened Edge)</p>																																																																																			
<p>CDEW-NAW</p> <p>1204R/L</p>  <p>(Strengthened Edge Wiper Insert)</p>	<p>CDEW-XAW</p> <p>1204R/L</p>  <p>(Sharp Edge Wiper Insert)</p>	<p>CDEW-XAF</p> <p>1204R/L</p>  <p>(Sharp Edge)</p>	<p>CDEW-XCF</p> <p>1204R/L</p>  <p>(Sharp Edge)</p>																																																																																			
<p>CNMM / CNMX</p> <p>120404 120408 120412</p> 	<p>DNMM / DNMX</p> <p>150404 150408 150412</p> 	<p>TNMX</p> <p>160404 160408 160412</p> 	<p>VNMX</p> <p>160404 160408 160412</p> 																																																																																			
<p>CCMT / CPMT</p> <table border="0"> <tr> <td>CCMT</td> <td>CPMT</td> </tr> <tr> <td>060202</td> <td>080204</td> </tr> <tr> <td>060204</td> <td>080208</td> </tr> <tr> <td>060208</td> <td>080212</td> </tr> <tr> <td>09T304</td> <td>090304</td> </tr> <tr> <td>09T308</td> <td>090308</td> </tr> <tr> <td>09T312</td> <td>090312</td> </tr> </table> 	CCMT	CPMT	060202	080204	060204	080208	060208	080212	09T304	090304	09T308	090308	09T312	090312	<p>DCMT</p> <p>070202 070204 070208 11T302 11T304 11T308</p> 	<p>SCMT / SPGW</p> <table border="0"> <tr> <td>SCMT</td> <td>SPGW</td> </tr> <tr> <td>09T304</td> <td>090302</td> </tr> <tr> <td>09T308</td> <td>090304</td> </tr> <tr> <td>09T312</td> <td>090308</td> </tr> </table> 		SCMT	SPGW	09T304	090302	09T308	090304	09T312	090308																																																													
CCMT	CPMT																																																																																					
060202	080204																																																																																					
060204	080208																																																																																					
060208	080212																																																																																					
09T304	090304																																																																																					
09T308	090308																																																																																					
09T312	090312																																																																																					
SCMT	SPGW																																																																																					
09T304	090302																																																																																					
09T308	090304																																																																																					
09T312	090308																																																																																					
<table border="0"> <tr> <td data-bbox="86 1500 392 1800"> <p>TBGW / TCMT / TPGW / TPGT</p>  <table border="0"> <tr> <td>TBGW</td> <td>TCMT</td> <td>TPGB</td> <td>TPGW</td> <td>TPGT</td> </tr> <tr> <td>060102</td> <td>090201</td> <td>080204</td> <td>080202</td> <td>110302</td> </tr> <tr> <td>060104</td> <td>090202</td> <td>080208</td> <td>080204</td> <td>110304</td> </tr> <tr> <td></td> <td>090204</td> <td>090204</td> <td>090204</td> <td></td> </tr> <tr> <td></td> <td>110201</td> <td>090208</td> <td>090208</td> <td></td> </tr> <tr> <td></td> <td>110202</td> <td>110304</td> <td>110302</td> <td></td> </tr> <tr> <td></td> <td>110204</td> <td>110308</td> <td>110304</td> <td></td> </tr> <tr> <td></td> <td></td> <td></td> <td>110308</td> <td></td> </tr> <tr> <td></td> <td></td> <td></td> <td>160404</td> <td></td> </tr> <tr> <td></td> <td></td> <td></td> <td>160408</td> <td></td> </tr> </table> </td> <td data-bbox="424 1500 730 1800"> <p>VBMT / VCMT</p>  <table border="0"> <tr> <td>VBMT</td> <td>VCMT</td> </tr> <tr> <td>110302</td> <td>110302</td> </tr> <tr> <td>110304</td> <td>110304</td> </tr> <tr> <td>110308</td> <td>110308</td> </tr> <tr> <td>160402</td> <td>160404</td> </tr> <tr> <td>160404</td> <td>160408</td> </tr> <tr> <td>160408</td> <td>160412</td> </tr> <tr> <td>160412</td> <td></td> </tr> </table> </td> <td data-bbox="1101 1500 1396 1800"> <p>TPGN</p>  <table border="0"> <tr> <td>090204</td> </tr> <tr> <td>090208</td> </tr> <tr> <td>110302</td> </tr> <tr> <td>110304</td> </tr> <tr> <td>110308</td> </tr> <tr> <td>160302</td> </tr> <tr> <td>160304</td> </tr> <tr> <td>160308</td> </tr> </table> </td> </tr> <tr> <td colspan="5" data-bbox="86 1800 1396 2016"> <p>SPGN</p>  <p>090304 090308 120304 120308</p> </td> </tr> </table>					<p>TBGW / TCMT / TPGW / TPGT</p>  <table border="0"> <tr> <td>TBGW</td> <td>TCMT</td> <td>TPGB</td> <td>TPGW</td> <td>TPGT</td> </tr> <tr> <td>060102</td> <td>090201</td> <td>080204</td> <td>080202</td> <td>110302</td> </tr> <tr> <td>060104</td> <td>090202</td> <td>080208</td> <td>080204</td> <td>110304</td> </tr> <tr> <td></td> <td>090204</td> <td>090204</td> <td>090204</td> <td></td> </tr> <tr> <td></td> <td>110201</td> <td>090208</td> <td>090208</td> <td></td> </tr> <tr> <td></td> <td>110202</td> <td>110304</td> <td>110302</td> <td></td> </tr> <tr> <td></td> <td>110204</td> <td>110308</td> <td>110304</td> <td></td> </tr> <tr> <td></td> <td></td> <td></td> <td>110308</td> <td></td> </tr> <tr> <td></td> <td></td> <td></td> <td>160404</td> <td></td> </tr> <tr> <td></td> <td></td> <td></td> <td>160408</td> <td></td> </tr> </table>	TBGW	TCMT	TPGB	TPGW	TPGT	060102	090201	080204	080202	110302	060104	090202	080208	080204	110304		090204	090204	090204			110201	090208	090208			110202	110304	110302			110204	110308	110304					110308					160404					160408		<p>VBMT / VCMT</p>  <table border="0"> <tr> <td>VBMT</td> <td>VCMT</td> </tr> <tr> <td>110302</td> <td>110302</td> </tr> <tr> <td>110304</td> <td>110304</td> </tr> <tr> <td>110308</td> <td>110308</td> </tr> <tr> <td>160402</td> <td>160404</td> </tr> <tr> <td>160404</td> <td>160408</td> </tr> <tr> <td>160408</td> <td>160412</td> </tr> <tr> <td>160412</td> <td></td> </tr> </table>	VBMT	VCMT	110302	110302	110304	110304	110308	110308	160402	160404	160404	160408	160408	160412	160412		<p>TPGN</p>  <table border="0"> <tr> <td>090204</td> </tr> <tr> <td>090208</td> </tr> <tr> <td>110302</td> </tr> <tr> <td>110304</td> </tr> <tr> <td>110308</td> </tr> <tr> <td>160302</td> </tr> <tr> <td>160304</td> </tr> <tr> <td>160308</td> </tr> </table>	090204	090208	110302	110304	110308	160302	160304	160308	<p>SPGN</p>  <p>090304 090308 120304 120308</p>				
<p>TBGW / TCMT / TPGW / TPGT</p>  <table border="0"> <tr> <td>TBGW</td> <td>TCMT</td> <td>TPGB</td> <td>TPGW</td> <td>TPGT</td> </tr> <tr> <td>060102</td> <td>090201</td> <td>080204</td> <td>080202</td> <td>110302</td> </tr> <tr> <td>060104</td> <td>090202</td> <td>080208</td> <td>080204</td> <td>110304</td> </tr> <tr> <td></td> <td>090204</td> <td>090204</td> <td>090204</td> <td></td> </tr> <tr> <td></td> <td>110201</td> <td>090208</td> <td>090208</td> <td></td> </tr> <tr> <td></td> <td>110202</td> <td>110304</td> <td>110302</td> <td></td> </tr> <tr> <td></td> <td>110204</td> <td>110308</td> <td>110304</td> <td></td> </tr> <tr> <td></td> <td></td> <td></td> <td>110308</td> <td></td> </tr> <tr> <td></td> <td></td> <td></td> <td>160404</td> <td></td> </tr> <tr> <td></td> <td></td> <td></td> <td>160408</td> <td></td> </tr> </table>	TBGW	TCMT	TPGB	TPGW	TPGT	060102	090201	080204	080202	110302	060104	090202	080208	080204	110304		090204	090204	090204			110201	090208	090208			110202	110304	110302			110204	110308	110304					110308					160404					160408		<p>VBMT / VCMT</p>  <table border="0"> <tr> <td>VBMT</td> <td>VCMT</td> </tr> <tr> <td>110302</td> <td>110302</td> </tr> <tr> <td>110304</td> <td>110304</td> </tr> <tr> <td>110308</td> <td>110308</td> </tr> <tr> <td>160402</td> <td>160404</td> </tr> <tr> <td>160404</td> <td>160408</td> </tr> <tr> <td>160408</td> <td>160412</td> </tr> <tr> <td>160412</td> <td></td> </tr> </table>	VBMT	VCMT	110302	110302	110304	110304	110308	110308	160402	160404	160404	160408	160408	160412	160412		<p>TPGN</p>  <table border="0"> <tr> <td>090204</td> </tr> <tr> <td>090208</td> </tr> <tr> <td>110302</td> </tr> <tr> <td>110304</td> </tr> <tr> <td>110308</td> </tr> <tr> <td>160302</td> </tr> <tr> <td>160304</td> </tr> <tr> <td>160308</td> </tr> </table>	090204	090208	110302	110304	110308	160302	160304	160308										
TBGW	TCMT	TPGB	TPGW	TPGT																																																																																		
060102	090201	080204	080202	110302																																																																																		
060104	090202	080208	080204	110304																																																																																		
	090204	090204	090204																																																																																			
	110201	090208	090208																																																																																			
	110202	110304	110302																																																																																			
	110204	110308	110304																																																																																			
			110308																																																																																			
			160404																																																																																			
			160408																																																																																			
VBMT	VCMT																																																																																					
110302	110302																																																																																					
110304	110304																																																																																					
110308	110308																																																																																					
160402	160404																																																																																					
160404	160408																																																																																					
160408	160412																																																																																					
160412																																																																																						
090204																																																																																						
090208																																																																																						
110302																																																																																						
110304																																																																																						
110308																																																																																						
160302																																																																																						
160304																																																																																						
160308																																																																																						
<p>SPGN</p>  <p>090304 090308 120304 120308</p>																																																																																						

Turning Tools

KORLOY holders contribute to improving machining quality and tool life by employing excellent durability and strong clamping. KORLOY responds to customer demands for a variety of holder shapes that are proper for each machining route.

Tool Holders (ISO Type)

Boring Bars (ISO Type)

Save Turn

Auto Tools

Multi Functional Tools (Holders)

Tool Holders (ISO Type)

► Double Clamp System

DCBNR/L



2020-K12
2525-M12
3225-P12
2525-M16
3232-P16
3232-P19
4040-S19

DCKNR/L



2020-K12
2525-M12
3225-P12
3232-P16
4040-S16

DCLNR/L



2020-K09 3225-P16
2525-M09 3232-P16
2020-K12 2525-M19
2525-M12 3225-P19
3225-P12 3232-P19
3232-P12 4040-S19
2525-M16

DDJNR/L



2020-K11
2525-M11
3225-P11
3232-P11
2020-K15
2525-M15
3225-P15
3232-P15
2020-K15-3
2525-M15-3
3232-P15-3

DSBNR/L



2020-K09
2525-M09
2020-K12
2525-M12
3225-P12
3232-P12
2525-M15
3225-P15
3232-P15
3232-P19
4040-S19

DSDNN



2020-K09
2020-K12
2525-M12
3225-P12
3232-P12
2525-M15
3232-P15
3232-P19
4040-S19

DSKNR/L



2020-K09
2020-K12
2525-M12
3232-P12
3232-P15
3232-P19
4040-S19

DSSNR/L



2020-K09
2020-K12
2525-M12
3225-P12
3232-P12
2525-M15
3232-P15
3232-P19
4040-S19

DTFNR/L



2020-K16
2525-M16
3232-P16
2525-M22
3225-P22
3232-P22

DTGNR/L



2020-K16
2525-M16
3232-P16
2525-M22
3225-P22
3232-P22

DVJNR/L



2020-K16
2525-M16
3232-P16

DVVNN



2020-K16
2525-M16
3232-P16

DWLNRL



2020-K06
2525-M06
2020-K08
2525-M08

Tool Holders (ISO Type)

▶ Lever Lock System

PCBNR/L



New Type		
2020-K12N	3225-P12N	3232-P16N
2525-M12N	2525-M16N	
2020-K12	3232-P16	4040-S25-5
2525-M12	3232-P19	5050-T25
3225-P12	4040-S19	
2525-M16	4040-S25	

PCKNR/L



New Type		
2020-K12N	3225-P12N	4040-S16N
2525-M12N	3232-P16N	
2020-K12	3225-P12	4040-S16
2525-M12	3232-P16	

PCLNR/L



New Type		
1616-H09N	2020-K12N	2525-M16N
2020-K09N	2525-M12N	3232-P16N
2525-M09N	3225-P12N	
1616-H12N	3232-P12N	
1616-H09	3232-P12	4040-S19
2020-K09	2525-M16	4040-S25
2525-M09	3232-P16	5050-T25
1616-H12	2525-M19	4040-S25-5
2020-K12	3225-P19	5050-S25-5
2525-M12	3232-P19	
3225-P12	4040-P19	

PDJNR/L



New Type		
1616-H11N	2525-M15N	2525-M15-3N
2020-K11N	3225-P15N	3232-P15-3N
2525-M11N	3232-P15N	
2020-K15N	2020-K15-3N	
1616-H11	2525-M15	2525-M15-3
2020-K11	3225-P15	3232-P15-3
2525-M11	3232-P15	
2020-K15	2020-K15-3	

PDNNR/L



New Type		
2020-K15N	3232-P15N	2525-M15-3N
2525-M15N	4025-M15	3232-P15-3N
2020-K15	3232-P15	4025-M15-3
2525-M15	2525-M15-3	

PRDCN



2020-M10	3225-Q12	3232-Q20
2525-M10	2525-Q16	4040-S25
2525-M12	3225-Q16	4040-T25
2020-K12	3232-Q16	5050-U32

PRGCR/L



2020-K10	2525-M12	3225-P16
2525-M10	3225-P12	3232-P20
2020-K12	2525-M16	4040-S25

PSBNR/L



New Type		
1616-H09N	2525-M12N	2525-M15N
2020-K09N	3225-P12N	3232-P15N
2020-K12N	3232-P12N	
1616-H09	3232-P12	4040-S25
2020-K09	2525-M15	4040-S25-6
2020-K12	3232-P15	5050-T25
2525-M12	3232-P19	
3225-P12	4040-S19	

PSDNN



New Type		
1616-H09N	3225-P12N	3232-P15N
2020-K12N	3232-P12N	
2525-M12N	2525-M15N	
1616-H09	2525-M15	4040-S25
2020-K12	3232-P15	5050-T25
2525-M12	3225-P19	4040-S25-6
3225-P12	3232-P19	5050-T25-6
3232-P12	4040-S19	

PSKNR/L



New Type		
1616-H09N	2525-M12N	3232-P15N
2020-K09N	3232-P12N	
2020-K12N	2525-M15N	
1616-H09	3232-P12	4040-S19
2020-K09	2525-M15	4040-S25
2020-K12	3232-P15	4040-S25-6
2525-M12	3232-P19	5050-T25-6

Tool Holders (ISO Type)

▶ Lever Lock System

PSSNR/L



New Type

1616-H09N	3225-P12N	3232-P15N
2020-K12N	3232-P12N	
2525-M12N	2525-M15N	
1616-H09	2525-M15	4040-S19
2020-K12	3232-P15	4040-S25
2525-M12	3232-P19	4040-S25-6
3232-P12	4040-R19	

PTFNR/L



New Type

1616-H16N	2525-M22N	4040-S27N
2020-K16N	3232-P22N	
2525-M16N	3232-P27N	
1616-H16	2525-M22	4040-S27
2020-K16	3232-P22	
2525-M16	3232-P27	

PTGNR/L



New Type

1616-H16N	3232-P16N	3232-P27N
2020-K16N	2525-M22N	4040-S27N
2525-M16N	3232-P22N	
1212-F11	2020-K16	3232-P27
1616-H11	2525-M16	4040-S27
2020-K11	3232-P16	
2525-M11	2525-M22	
1616-H16	3232-P22	

PTTNR/L



New Type

1616-H16N	2525-M16N
2020-K16N	2525-M22N
1616-H16	2525-M16
2020-K16	2525-M22

PWLNRL/L



New Type

1616-H06N	2525-M06N	2525-M08N
2020-K06N	2020-K08N	
1616-H06	2525-M06	2525-M08
2020-K06	2020-K08	

▶ Wedge Clamp System

WTENN



2020-K16
2525-M16
2525-M22
3232-P22

WTJNR/L



2020-K16
2525-M16
3232-P16
2525-M22
3232-P22

WTXNR/L



2020-K16
2525-M16
3232-P16

WWLNR/L



2020-K08
2525-M08
3232-P08

Tool Holders (ISO Type)

▶ Clamp on System

CKJNR



2020-K16
2525-M16
3225-M16
3225-P16
3232-P16
4040-R16

CKJNL



2020-K16
2525-M16
3232-P16
4040-R16

CKNNR/L



2525-M16
3232-P16

CSDPN



1616-H09
2525-M12

CSKPR/L



2525-M12

CTFPR/L



2020-K16
2525-M16

CTGPR/L



1212-F11
1616-H11
2020-K11
2020-K16
2525-M16
2525-M22
3232-P22

▶ Multi Lock System

MCKNR/L



2020-K12
2525-M12
3232-P12

MCLNR/L



1616-H09 2525-M16
2020-K09 3232-P16
2525-M09 4040-S16
2020-K12 2525-M19
2525-M12 3232-P19
3225-P12 4040-S19
3232-P12 4040-S25

MCMNN



2020-K12
2525-M12
3232-P12
2525-M16
3232-P16
3232-P19
4040-S19

MCRNR/L



2020-K12
2525-M12
2525-M16
3232-P16
3232-P19
4040-S19

MDJNR/L



2020-K11
2525-M11
2020-K15-3
2525-M15-3
3232-P15-3
2020-K15
2525-M15
3232-P15

MDNNN



2525-M15-3
2525-M15

Tool Holders (ISO Type)

► Multi Lock System

MDQNR/L



2525-M15-3
3232-P15-3
2525-M15
3232-M15

MSBNR/L



2020-K12
2525-M12
2525-M15
3232-P15
3232-P19
4040-S19

MSDNN



1616-H09
2020-K09
2020-K12
2525-M12
3225-P12
2525-M15
3225-P15
3232-P15
4040-S15
3232-P19
4040-S19

MSKNR/L



1616-H09
2020-K09
2020-K12
2525-M12
3225-P12
2525-M15
3232-P15
3232-P19
4040-S19
4040-S25

MSRNR/L



1616-H09
2020-K09
2020-K12
2525-M12
2525-M15
3232-P15
3225-P19
3232-P19
4040-S19
4040-S25

MSSNR/L



1616-H09
2020-K09
2020-K12
2525-M12
2525-M15
3232-P15
3232-P19
4040-S19

MTENN



2020-K16
2525-M16
2525-M22
3225-P27
4040-S33

MTFNR/L



1616-H16
2020-K16
2525-M16
2525-M22
3232-P22
4040-S22
3232-P27
4040-S27
4040-S33

MTGNR/L



1616-H16
2020-K16
2525-M16
2525-M22
3232-P22
3232-P27
4040-S27
4040-S33

MTJNR/L



2020-K16
2525-M16
2525-M22
3232-P22
3232-P27
4040-S27
4040-S33

MVJNR/L



2020-K16
2525-M16
3232-P16
2525-M22
3232-P22
4040-S22

MVQNR/L



2020-K16
2525-M16
3232-P16

MVVNN



2020-K16
2525-M16

MWLNR



2020-K06
2525-M06
3232-P06
2020-K08
2525-M08
3232-P08

Tool Holders (ISO Type)

► Screw on System

SCACR/L



1010-E06
1212-F09

SCLCR/L



0808-D06
1010-E06
1212-F09
1616-H09
2020-K09
2020-K12
2525-M12

SDACR/L



1010-E07
1212-F11
1616-H11

SDJCR/L



1010-E07 1212-F11
1212-F07 1616-H11
1616-H07 2020-K11
2020-K07 2525-M11

SDNCN



1010-E07
1212-F07
1212-H11
1616-H11
2020-K11

SRDCN



1010-E06 2525-M08
1212-F06 1616-H10
1616-H06 2020-K10
2525-M06 2525-M10
1616-H08 2020-K12
2020-K08 2525-M12

SRGCR/L



1010-E06 1616-H10
1212-F06 2020-K10
1616-H06 2525-M10
1616-H08 2020-K12
2020-K08 2525-M12
2525-M08

SSBCR/L



1212-F09
1616-H09
2020-K12

SSDCN




1212-F09
1616-H09

SSKCR/L



1616-H09

SSSCR/L



1616-H09
2020-K12
2525-M12

STACR/L



1010-E09
1212-F11

STFCR/L



1010-E09
1212-F11
1616-H11
1616-H16
2020-K16
2525-M16

STGCR/L



0808-D09
1010-E09
1212-F11
1616-H11
1616-H16
2020-K16
2525-M16

STTCR/L



1616-H11
1616-H16
2020-K16

Tool Holders (ISO Type)

► Screw on System

SVABR/L



1616-H16
2020-K16

SVHBR/L



2525-M16
3225-P16

SVJVR/L



1212-F11	2020-K16
1616-H11	2525-M16
2020-K11	3225-P16
1616-H16	3232-P16

SVJCR/L



1212-F11	2020-K13
1616-H11	1616-H16
2020-K11	2020-K16
1212-F13	2525-M16
1616-H13	

SVVBN



1212-F11	2020-K16
1616-H11	2525-M16
2020-K11	3225-P16
1616-H16	

SVVCN



1212-F11	2020-K13
1616-H11	1616-H16
2020-K11	2020-K16
1212-F13	2525-M16
1616-H13	

SWACR/L



1010-E04
1212-F04
1616-H06
2020-K08

Boring Bars (ISO Type)

▶ Double Clamp System

DCLNR/L



A25R-DCLNR/L-09
A25R-DCLNR/L-12
A32S-DCLNR/L-12
A40T-DCLNR/L-12
A50U-DCLNR/L-16

DDUNR/L



A40T-DDUNR/L-15
A50U-DDUNR/L-15
A40T-DDUNR/L-15-3
A50U-DDUNR/L-15-3

DSKNR/L



A25R-DSKNR/L-09
A25R-DSKNR/L-12
A32S-DSKNR/L-12
A40T-DSKNR/L-12

DTFNR/L



A25R-DTFNR/L-16
A32S-DTFNR/L-16
A40T-DTFNR/L-22
A50U-DTFNR/L-22

DWLNRL



A25R-DWLNRL/L-06
A32S-DWLNRL/L-06
A40T-DWLNRL/L-06
A25R-DWLNRL/L-08
A32S-DWLNRL/L-08
A40T-DWLNRL/L-08
A50U-DWLNRL/L-08

▶ Lever Lock System

PCLNR/L



New Type

S16R-PCLNR/L-09N	S32U-PCLNR/L-12N	A25R-PCLNR/L-09N
S20S-PCLNR/L-09N	S40T-PCLNR/L-12N	A25R-PCLNR/L-12N
S25R-PCLNR/L-09N	S50U-PCLNR/L-12N	A32S-PCLNR/L-12N
S25R-PCLNR/L-12N	S50U-PCLNR/L-19N	A40T-PCLNR/L-12N
S25T-PCLNR/L-12N	A16R-PCLNR/L-09N	A50U-PCLNR/L-12N
S32S-PCLNR/L-12N	A20S-PCLNR/L-09N	A50U-PCLNR/L-19N

S16R-PCLNR/L-09	S32S-PCLNR/L-12	A25R-PCLNR/L-12
S20S-PCLNR/L-09	S40T-PCLNR/L-12	A32S-PCLNR/L-12
S25R-PCLNR/L-09	S50U-PCLNR/L-12	A40T-PCLNR/L-12
S25R-PCLNR/L-12	S50U-PCLNR/L-19	

PDSNR/L



New Type

S32S-PDSNR/L-15N	A32S-PDSNR/L-15N
S40T-PDSNR/L-15N	A40T-PDSNR/L-15N
S32S-PDSNR/L-15-3N	A32S-PDSNR/L-15-3N
S40T-PDSNR/L-15-3N	A40T-PDSNR/L-15-3N

S32S-PDSNR/L-15	S40T-PDSNR/L-15-3
S40T-PDSNR/L-15	A32S-PDSNR/L-15
S32S-PDSNR/L-15-3	A32S-PDSNR/L-15-3

PDUNR/L



New Type

S20S-PDUNR/L-11N	S50U-PDUNR/L-15N	A32S-PDUNR/L-15N
S25R-PDUNR/L-11N	S32S-PDUNR/L-15-3N	A40T-PDUNR/L-15N
S32S-PDUNR/L-11N	S40T-PDUNR/L-15-3N	A50U-PDUNR/L-15N
S32S-PDUNR/L-15N	A20S-PDUNR/L-11N	A32S-PDUNR/L-15-3N
S32U-PDUNR/L-15N	A25R-PDUNR/L-11N	A40T-PDUNR/L-15-3N
S40T-PDUNR/L-15N	A32S-PDUNR/L-11N	

S20S-PDUNR/L-11	S40T-PDUNR/L-15	A32S-PDUNR/L-15
S25R-PDUNR/L-11	S50U-PDUNR/L-15	A32S-PDUNR/L-15-3
S32S-PDUNR/L-11	S32S-PDUNR/L-15-3	
S32S-PDUNR/L-15	S40T-PDUNR/L-15-3	

PSKNR/L



New Type

S25R-PSKNR/L-12N	A25R-PSKNR/L-12N
S32S-PSKNR/L-12N	A32S-PSKNR/L-12N
S40T-PSKNR/L-12N	A40T-PSKNR/L-12N

S25R-PSKNR/L-12	A25R-PSKNR/L-12
S32S-PSKNR/L-12	A32S-PSKNR/L-12
S40T-PSKNR/L-12	

PTFNR/L



New Type

S25R-PTFNR/L-16N	A25R-PTFNR/L-16N
S25T-PTFNR/L-16N	A32S-PTFNR/L-16N
S32S-PTFNR/L-16N	A40T-PTFNR/L-16N
S40T-PTFNR/L-16N	

S16R-PTFNR/L-11	S32S-PTFNR/L-16
S20S-PTFNR/L-11	S40T-PTFNR/L-16
S25R-PTFNR/L-11	A25R-PTFNR/L-16
S25R-PTFNR/L-16	A32S-PTFNR/L-16

PWLNRL



New Type

S20S-PWLNRL/L-06N	S25R-PWLNRL/L-08N
S25R-PWLNRL/L-06N	S32S-PWLNRL/L-08N
S32S-PWLNRL/L-06N	

S20S-PWLNRL/L-06	S25R-PWLNRL/L-08
S25R-PWLNRL/L-06	S32S-PWLNRL/L-08
S32S-PWLNRL/L-06	

Boring Bars (ISO Type)

▶ Clamp on System

CKUNR/L



S32S-CKUNR/L-16
S40T-CKUNR/L-16
S50U-CKUNR/L-16

CSKPR/L



S16R-CSKPR/L-09
S20S-CSKPR/L-09
S20S-CSKPR/L-12
S25R-CSKPR/L-12

CTFPR/L



S12M-CTFPR/L-11
S16R-CTFPR/L-11
S20S-CTFPR/L-11
S16R-CTFPR/L-16
S20S-CTFPR/L-16
S25R-CTFPR/L-16
S32S-CTFPR/L-16
S40T-CTFPR/L-16
S40T-CTFPR/L-22

▶ Multi Lock System

MCLNR/L



S20S-MCLNR/L-09
S25R-MCLNR/L-09
S25R-MCLNR/L-12
S32S-MCLNR/L-12
S40T-MCLNR/L-12
A25R-MCLNR/L-12
A32S-MCLNR/L-12

MDUNR/L



S32S-MDUNR/L-15-3
S40T-MDUNR/L-15-3
A32S-MDUNR/L-15-3

MSKNR/L



S25R-MSKNR/L-12
S32S-MSKNR/L-12
S40T-MSKNR/L-12
A25R-MSKNR/L-12
A32S-MSKNR/L-12
A40T-MSKNR/L-12

MTFNR/L



S25R-MTFNR/L-16
S32S-MTFNR/L-16
S40T-MTFNR/L-16
A25R-MTFNR/L-16
A32S-MTFNR/L-16

MVUNR/L



S32S-MVUNR/L-16
S40T-MVUNR/L-16
A32S-MVUNR/L-16
A40T-MVUNR/L-16

MWLNRL



S25R-MWLNRL-06
S32S-MWLNRL-06
S40T-MWLNRL-06
S25R-MWLNRL-08
S32S-MWLNRL-08
S40T-MWLNRL-08
A25R-MWLNRL-06
A32S-MWLNRL-06
A25R-MWLNRL-08
A32S-MWLNRL-08

▶ Screw on System

SCLCR/L



S08K-SCLCR/L-06	S20S-SCLCR/L-09	A12K-SCLCR/L-06
S10K-SCLCR/L-06	S25R-SCLCR/L-09	A12K-SCLCR/L-09
S10M-SCLCR/L-06	S25R-SCLCR/L-12	A16M-SCLCR/L-09
S12M-SCLCR/L-06	S32S-SCLCR/L-12	A20Q-SCLCR/L-09
S16R-SCLCR/L-06	S40T-SCLCR/L-12	A25R-SCLCR/L-09
S12M-SCLCR/L-09	A08F-SCLCR/L-06	A25R-SCLCR/L-12
S16R-SCLCR/L-09	A10H-SCLCR/L-06	A32S-SCLCR/L-12

SCLPR/L



S10M-SCLPR/L-08	S20S-SCLPR/L-09
S12M-SCLPR/L-08	A10H-SCLPR/L-08
S16N-SCLPR/L-09	A12K-SCLPR/L-08
S16R-SCLPR/L-09	A16M-SCLPR/L-09
S20N-SCLPR/L-09	A20Q-SCLPR/L-09

SDQCR/L



S10M-SDQCR/L-07	A10H-SDQCR/L-07
S12M-SDQCR/L-07	A12K-SDQCR/L-07
S16R-SDQCR/L-07	A16M-SDQCR/L-11
S16R-SDQCR/L-11	A20Q-SDQCR/L-11
S20S-SDQCR/L-11	A25R-SDQCR/L-11
S25R-SDQCR/L-11	

SDUCR/L



S10M-SDUCR/L-07	S32S-SDUCR/L-11
S12M-SDUCR/L-07	A10H-SDUCR/L-07
S16R-SDUCR/L-07	A12K-SDUCR/L-07
S16R-SDUCR/L-11	A16M-SDUCR/L-07
S20S-SDUCR/L-11	A20Q-SDUCR/L-11
S25R-SDUCR/L-11	A25R-SDUCR/L-11

Boring Bars (ISO Type)

► Screw on System

SDZCR/L



S16R-SDZCR/L-07
S20S-SDZCR/L-07
S25R-SDZCR/L-11
S32S-SDZCR/L-11
S40T-SDZCR/L-11
A25R-SDZCR/L-11
A32S-SDZCR/L-11

SSKCR/L



S12M-SSKCR/L-09
S16R-SSKCR/L-09
S20S-SSKCR/L-09
S25R-SSKCR/L-12
S32S-SSKCR/L-12
A12K-SSKCR/L-09
A16M-SSKCR/L-09
A20Q-SSKCR/L-09
A25R-SSKCR/L-12
A32S-SSKCR/L-12

SSKPR/L



S12M-SSKPR/L-09
S16N-SSKPR/L-09
S16R-SSKPR/L-09
S20N-SSKPR/L-09
S20S-SSKPR/L-09
A12K-SSKPR/L-09
A16M-SSKPR/L-09
A20Q-SSKPR/L-09

STFCR/L



S10M-STFCR/L-09
S12M-STFCR/L-09
S12M-STFCR/L-11
S16R-STFCR/L-11
S20S-STFCR/L-11
S20S-STFCR/L-16
S25R-STFCR/L-16
S32S-STFCR/L-16
S40T-STFCR/L-16
A10H-STFCR/L-09
A12K-STFCR/L-09
A12K-STFCR/L-11
A16M-STFCR/L-11
A20Q-STFCR/L-11
A25R-STFCR/L-16
A32S-STFCR/L-16

STFPR/L



S10M-STFPR/L-11
S12M-STFPR/L-11
S16N-STFPR/L-11
S16R-STFPR/L-11
S20N-STFPR/L-16
S20S-STFPR/L-16
A10H-STFPR/L-11
A12H-STFPR/L-11
A16M-STFPR/L-11
A20Q-STFPR/L-16

STWPR/L



S10M-STWPR/L-11
S12M-STWPR/L-11
S16R-STWPR/L-11
S20R-STWPR/L-11

SVJCR/L



S12M-SVJCR/L-08
S16Q-SVJCR/L-08

SVQBR/L



S32S-SVQBR/L-16
S40T-SVQBR/L-16
A32S-SVQBR/L-16

SVQCR/L



S16R-SVQCR/L-11
S20S-SVQCR/L-11
S25R-SVQCR/L-11
S20S-SVQCR/L-13
S25R-SVQCR/L-13
S25R-SVQCR/L-16
S32S-SVQCR/L-16
S40T-SVQCR/L-16

SVUBR/L



S32S-SVUBR/L-16
S40T-SVUBR/L-16
A32S-SVUBR/L-16

SVUCR/L



S16R-SVUCR/L-11
S20S-SVUCR/L-11
S25T-SVUCR/L-11
S20S-SVUCR/L-13
S25R-SVUCR/L-13
S25R-SVUCR/L-16
S32S-SVUCR/L-16
S40T-SVUCR/L-16

SWLCR/L



S25R-SWLCR/L-08
S32S-SWLCR/L-08
A25R-SWLCR/L-08
A32S-SWLCR/L-08

► Sleeve

SL



SL1603
SL1604
SL1605
SL1606
SL1607
SL2008
SL2010

Boring Bars (ISO Type)

► Carbide Shank Boring Bar

SCLCR/L



C04G-SCLCR/L-03	C12Q-SCLCR/L-09	E10M-SCLCR/L-06
C05H-SCLCR/L-03	C16R-SCLCR/L-09	E12M-SCLCR/L-06
C06H-SCLCR/L-04	C16S-SCLCR/L-09	E12Q-SCLCR/L-06
C07K-SCLCR/L-04	C20R-SCLCR/L-09	E12M-SCLCR/L-09
C08K-SCLCR/L-06	C20S-SCLCR/L-09	E12Q-SCLCR/L-09
C10K-SCLCR/L-06	C25T-SCLCR/L-12	E16R-SCLCR/L-09
C10M-SCLCR/L-06	E06H-SCLCR/L-04	E16S-SCLCR/L-09
C12M-SCLCR/L-06	E07K-SCLCR/L-04	E20R-SCLCR/L-09
C12Q-SCLCR/L-06	E08K-SCLCR/L-06	E20S-SCLCR/L-09
C12M-SCLCR/L-09	E10K-SCLCR/L-06	E25T-SCLCR/L-12

SCLPR/L



C10K-SCLPR/L-08	E10K-SCLPR/L-08
C10M-SCLPR/L-08	E10M-SCLPR/L-08
C12M-SCLPR/L-08	E12M-SCLPR/L-08
C12Q-SCLPR/L-08	E12Q-SCLPR/L-08
C12M-SCLPR/L-09	E12M-SCLPR/L-09
C12Q-SCLPR/L-09	E12Q-SCLPR/L-09
C16R-SCLPR/L-09	E16R-SCLPR/L-09
C16S-SCLPR/L-09	E16S-SCLPR/L-09
C20R-SCLPR/L-09	E20R-SCLPR/L-09
C20S-SCLPR/L-09	E20S-SCLPR/L-09

SDQCR/L



C08K-SDQCR/L-07	E08K-SDQCR/L-07
C10K-SDQCR/L-07	E10K-SDQCR/L-07
C12M-SDQCR/L-07	E12M-SDQCR/L-07
C16R-SDQCR/L-07	E16R-SDQCR/L-07
C16R-SDQCR/L-11	E16R-SDQCR/L-11
C20R-SDQCR/L-11	E20R-SDQCR/L-11
C20S-SDQCR/L-11	E20S-SDQCR/L-11

SDUCR/L



C10K-SDUCR/L-07	E10K-SDUCR/L-07
C10M-SDUCR/L-07	E10M-SDUCR/L-07
C12M-SDUCR/L-07	E12M-SDUCR/L-07
C12Q-SDUCR/L-07	E12Q-SDUCR/L-07
C16R-SDUCR/L-07	E16R-SDUCR/L-07
C16S-SDUCR/L-07	E16S-SDUCR/L-07
C16R-SDUCR/L-11	E16R-SDUCR/L-11
C16S-SDUCR/L-11	E16S-SDUCR/L-11
C20R-SDUCR/L-11	E20R-SDUCR/L-11
C20S-SDUCR/L-11	E20S-SDUCR/L-11
C25T-SDUCR/L-11	E25T-SDUCR/L-11

STFCR/L



C08K-STFCR/L-09	E08K-STFCR/L-09
C10K-STFCR/L-09	E10K-STFCR/L-09
C10K-STFCR/L-11	E10K-STFCR/L-11
C12M-STFCR/L-11	E12M-STFCR/L-11
C16R-STFCR/L-11	E16R-STFCR/L-11
C20R-STFCR/L-11	E20R-STFCR/L-11
C20S-STFCR/L-11	E20S-STFCR/L-11
C20R-STFCR/L-16	E20R-STFCR/L-16
C20S-STFCR/L-16	E20S-STFCR/L-16

STFPR/L



C08K-STFPR/L-08	E08K-STFPR/L-08
C10K-STFPR/L-11	E10K-STFPR/L-11
C10M-STFPR/L-11	E10M-STFPR/L-11
C12M-STFPR/L-11	E12M-STFPR/L-11
C12Q-STFPR/L-11	E12Q-STFPR/L-11
C16R-STFPR/L-11	E16R-STFPR/L-11
C16S-STFPR/L-11	E16S-STFPR/L-11
C20R-STFPR/L-11	E20R-STFPR/L-11
C20S-STFPR/L-11	E20S-STFPR/L-11
C20R-STFPR/L-16	E20R-STFPR/L-16
C20S-STFPR/L-16	E20S-STFPR/L-16
C25T-STFPR/L-16	E25T-STFPR/L-16

STUBR/L



C08K-STUBR/L-06	E08K-STUBR/L-06
C10K-STUBR/L-06	E10K-STUBR/L-06

STUPR/L



C08K-STUPR/L-08	E08K-STUPR/L-08
C10K-STUPR/L-11	E10K-STUPR/L-11
C10M-STUPR/L-11	E10M-STUPR/L-11
C12M-STUPR/L-11	E12M-STUPR/L-11
C12Q-STUPR/L-11	E12Q-STUPR/L-11
C16R-STUPR/L-11	E16R-STUPR/L-11
C16S-STUPR/L-11	E16S-STUPR/L-11
C20R-STUPR/L-11	E20R-STUPR/L-11
C20S-STUPR/L-11	E20S-STUPR/L-11
C20R-STUPR/L-16	E20R-STUPR/L-16
C20S-STUPR/L-16	E20S-STUPR/L-16
C25T-STUPR/L-16	E25T-STUPR/L-16

SWUBR/L



C05H-SWUBR/L-02	E06H-SWUBR/L-02
C06H-SWUBR/L-02	E08K-SWUBR/L-02
C08K-SWUBR/L-02	E08K-SWUBR/L-S3
C08K-SWUBR/L-S3	

Save Turn

External Turning

PCLNR/L



1616-H09-4N
2020-K09-4N
2525-M09-4N

PCBNR/L



2020-K09-4N
2525-M09-4N

PDJNR/L



2020-K11-5N
2525-M11-5N

PDNNR/L



2020-K11-5N
2525-M11-5N

PDQNR/L



2020-K11-5N
2525-M11-5N

PSBNR/L



2020-K09-4N
2525-M09-4N

PSDNN



2020-K09-4N
2525-M09-4N

PSKNR/L



2020-K09-4N
2525-M09-4N

PSSNR/L



2020-K09-4N
2525-M09-4N

PWLNRL/L



1616-H06
2020-K06
2525-M06

Internal Turning

PCLNR/L



S20Q-PCLNR/L-09-4N
S25R-PCLNR/L-09-4N
S32S-PCLNR/L-09-4N

PDUNR/L



S32S-PDUNR/L-11-5N
S40T-PDUNR/L-11-5N

PDZNR/L



S32S-PDZNR/L-11-5N
S40T-PDZNR/L-11-5N

PSKNR/L



S25R-PSKNR/L-09-4N
S32S-PSKNR/L-09-4N

PWLNRL/L



S20S-PWLNRL/L-06
S25S-PWLNRL/L-06
S32S-PWLNRL/L-06

Auto Tools

▶ Parting and Grooving

SXGNR/L



- Insert : SG, SC
- 1010-X06A
- 1212-X06A
- 1616-X06A
- 2020-X06A
- 1212-X08A
- 1616-X08A
- 2020-X08A

KGEHR/L-D00A



- Insert : KGMMN
- 1010-2-D20A
- 1212-2-D25A
- 1414-2-D25A
- 1616-2-D32A
- 1212-3-D25A
- 1616-3-D32A

SBHR/L




- Insert : SBG, SBC
- 1010-K25
- 1212-K25
- 1616-K25

SBHR/L-X



- Insert : SBG, SBC
- 1010-K25-X
- 1212-K25-X


MGEHR/L-X00A



- Insert : MGMMN
- 1010-X15A
- 1212-X15A
- 1010-X20A
- 1212-X20A
- 1616-X20A
- 1010-X25A
- 1212-X25A
- 1616-X25A


▶ Back Turning

SXGNR/L



- Insert : SB
- 1010-X06A
- 1212-X06A
- 1616-X06A
- 2020-X06A
- 1212-X08A
- 1616-X08A
- 2020-X08A

SXGNR/L



- Insert : SGB
- 1010-X06A
- 1212-X06A
- 1616-X06A
- 2020-X06A
- 1212-X08A
- 1616-X08A
- 2020-X08A


SBHR/L



- Insert : SBB
- 1010-K25
- 1212-K25
- 1616-K25

▶ Threading

SXGNR/L



- Insert : ST
- 1010-X06A
- 1212-X06A
- 1616-X06A
- 2020-X06A
- 1212-X08A
- 1616-X08A
- 2020-X08A

SBHR/L



- Insert : SBT
- 1010-K25
- 1212-K25
- 1616-K25

Auto Tools

External Turning

SDJCR/L



0808-X07A
1010-X07A
1010-X11A
1212-X11A
1616-X11A

SDNCN



0808-X07A
1010-X07A
1010-X11A
1212-X11A
1616-X11A

SVJBR/L



1010-X11A
1212-X11A
1616-X11A

SVJCR/L



1010-X11A
1212-X11A
1616-X11A

SCACR/L



0808-X06A
1010-X06A
1010-X09A
1212-X09A
1616-X09A

SCLCR/L



0808-X06A
1010-X06A
1010-X09A
1212-X09A
1616-X09A

STACR/L



0808-X08A
1010-X08A

Internal Turning (Boring)

SCLCR/L



S10H-SCLCR/L-0305
S10H-SCLCR/L-0306
S10J-SCLCR/L-0407
S10J-SCLCR/L-0408

STUBR/L



S08K-STUBR/L-06
A08F-STUBR/L-06

STUPR/L



S08K-STUPR/L-08
A08F-STUPR/L-08

SWUBR/L



S05H-SWUBR/L-02
S08K-SWUBR/L-02
S08K-SWUBR/L-S3
A08F-SWUBR/L-02
A08F-SWUBR/L-S3

Multi Functional Tools (Holders)

▶ KGT

KGEHR/L



1616-□-T□□
2020-□-T□□
2525-□-T□□
3232-□-T□□

• Insert
KGGN KRMN
KGMN KRGN
KGMR/L


KGEHR/L-D00A



1010-□-□□□A
1212-□-□□□A
1414-□-□□□A
1616-□-□□□A

• Insert
KGGN KRMN
KGMN KRGN
KGMR/L

KGEHR/L-T00



1616-□-00
2020-□-00
2525-□-00

• Insert
KGMN KGGN
KRMN KRGN

KGEVR/L-T00



2020-□-T00
2525-□-T00
3232-□-T00

• Insert
KGMN KGGN
KRMN KRGN

KGEUR/L



1616-□
2020-□
2525-□
3232-□

• Insert
KRMN KRGN

KGFR/L



425-□/□-T□□

• Insert
KGMN KGGN
KRMN KRGN

KGFR/L



325-□/□-T□□
425-□/□-T□□
525-□/□-T□□
625-□/□-T□□

• Insert
KGMN KGGN
KRMN KRGN

KGIUR/L



3520-□
4025-□
5032-□

• Insert
KRMN KRGN

KGIVR/L



2016-□ 3225-□
2516-□ 4032-□
2520-□ 4540-□

• Insert
KGMN KGGN

KGTB (Blades)



1532 5032
2032 6032
3032 8032S
4032

• Insert
KG□□

▶ MGT

MGEHR/L



1212-□ 2525-□
1616-□ 2525-□-T□
2020-□ 3232-□
2020-□-T□ 3232-□-T□

• Insert
MGMN MRMN
MGMR MRGN
MGGN

MGEUR/L



2020-□
2525-□
3232-□

• Insert
MRMN MRGN

MGEVR/L



2020-□
2525-□
3232-□

• Insert
MGMN MRMN
MGGN MRGN

MGIUR/L



3520-□
4025-□
5032-□

• Insert
MRMN MRGN

MGIVR/L



2016-□ 3125-□
2520-□ 3732-□
2925-□ 4540-□

• Insert
MGMN MGGN
MRMN MRGN

Multi Functional Tools (Holders)

► MGT Cartridge

MCER/L (Cartridge)



3-T16
4-T16
5-T20
6-T20

• Insert
MGMN MGGN
MGMR MRMN

MCFR/L (Cartridge)



3-24/35-T16
3-29/40-T16
3-34/50-T16
3-44/70-T16
3-64/99-T16
4-44/60-T16
4-60/120-T16
4-112/200-T16

• Insert
MFNM MGMN

MCHR/L (Holder)



2020
2525
3232

MCVR/L (Holder)



2020
2525
3232

► Saw-Man

SMBB (Block)



1626 2032 2532
2026 2526 3232

• Insert : SP

SPB (Blades)



226 232
326 332
426 432
526 532
626 632

• Insert : SP

SPB-S (Blades)



226-S 232-S
326-S 332-S
426-S 432-S
526-S 532-S
626-S 632-S

• Insert : SP

SPH (Holder)



316R/L 325R/L
320R/L 425R/L
420R/L 525R/L
520R/L

• Insert : SP

SPH-S (Holder)



316R/L-S 325R/L-S
320R/L-S 425R/L-S
420R/L-S 525R/L-S
520R/L-S

• Insert : SP

► Internal Cutting

GFIK



316R/L 525R/L
325R/L 540R/L
340R/L 840R/L

• Insert : GR

GFIP



316R/L 525R/L
320R/L 540R/L
325R/L 840R/L
340R/L

• Insert : BF, GW

IGH



214R/L 220R/L
216R/L

• Insert : IG

NFTIH



08206C 08512C 11412C 14116C 16312C 16416C
08212C 11208C 11512C 14212C 16312S 16516C
08312C 11212C 14012C 14216C 16412C
08312S 11312C 14016C 14312C 16512C
08412C 11312S 14112C 14316C 16316C

• Insert : NFTF, NFFT, NFTG

Multi Functional Tools (Holders)

External Cutting

DBH



320R/L 525R/L
325R/L 720R/L
520R/L 725R/L

• Insert : DB, DC


EH



620R
625R

• Insert : ESB

GFT



320R/L 525R/L
325R/L 825R/L

• Insert : GW, BF


GH



2020R/L-3
2025R/L-3
2020R/L-4
2525R/L-4

• Insert : GO, GS


TBH



320-23R/L 420-23R/L 510R/L
320-33R/L 420-33R/L 512R/L
320-43R/L 420-45R/L 516R/L
325-23R/L 425-23R/L 520R/L
325-33R/L 425-33R/L 525R/L
325-43R/L 425-45R/L

• Insert : TB

PH



320R/L 425R/L
325R/L 520R/L
420R/L 525R/L

• Insert : POB

Face Grooving Tools


FGHH (FGVH)



320R 425R
325R 520R
420R 525R

• Insert : FGD, FGM, FMM


MGFHR/L



325-24/35-T10 325-64/99-T10
325-29/40-T10 425-62/120-T15
325-34/50-T10 425-112/200-T15
325-44/70-T10

• Insert : MFMN, MGMM

MGFVR/L



325-24/35-T10 325-64/99-T10
325-29/40-T10 425-44/60-T10
325-34/50-T10 425-60/120-T10
325-44/70-T10 425-112/200-T10

• Insert : MFMN, MGMM

Threading

ER(L)H



• Screw on system
ER(L)H□□-□□

• Insert : ER, ERM


ER(L)H-C



• Clamp on system
ER(L)H□□-□□C

• Insert : ER, ERM, ERM-U


IR(L)H



• Clamp on system
IR(L)H□□-□□

• Insert : IR, IRM, IRM-U

IR(L)H-C



• Clamp on system
IR(L)H□□-□□C

• Insert : IR, IRM, IRM-U

VTH



2020R
2525R
3225R

• Insert : VETR

Milling Tools

KORLOY provides high quality milling cutters thanks to its advanced technology and accumulated know-how of tooling systems, carrying out values for higher productivity and quality results.

Face Milling Cutters

Multi Functional Cutters

For Aluminum Milling

High Feed Milling Cutters

Side Cutters

Face Milling Cutters

Rich Mill Series

RM3PC(M) 3000 / 4000 / 5000



3000 Type

: Ø40 - Ø80mm

Insert

XNKT060405PNER-ML
XNKT060405PNSR-MM

4000 Type

: Ø40 - Ø125mm

Insert

XNCT080504PNFR-MA XNKT080512PNER-ML
XNCT080508PNFR-MA XNKT080512PNSR-MM
XNCT080512PNER-MA XNKT080516PNER-ML
XNCT080520PNFR-MA XNKT080516PNSR-MM
XNKT080508PNER-ML XNKT080520PNER-ML
XNKT080508PNSR-MM XNKT080520PNSR-MM

5000 Type

: Ø80 - Ø125mm

Insert

XNCT120608PNFR-MA XNKT120616PNSR-MM
XNKT120608PNSR-MM XNKT120616PNER-ML
XNKT120608PNER-ML XNKT120620PNSR-MM
XNKT120612PNSR-MM XNKT120620PNER-ML
XNKT120612PNER-ML

RM3PS 3000 / 4000



3000 Type

: Ø20 - Ø40mm

Insert

XNKT060405PNER-ML
XNKT060405PNSR-MM


4000 Type

: Ø32 - Ø63mm

Insert

XNCT080504PNFR-MA
XNCT080508PNFR-MA
XNCT080512PNER-MA
XNCT080520PNFR-MA
XNKT080508PNER-ML
XNKT080508PNSR-MM
XNKT080512PNER-ML
XNKT080512PNSR-MM
XNKT080516PNER-ML
XNKT080516PNSR-MM
XNKT080520PNER-ML
XNKT080520PNSR-MM

RM4PC(M) 3000 / 4000



3000 Type

: Ø40 - Ø100mm

Insert

LNEX100605PNR-MF/MM
LNMX100605PNR-MF/MM
LNEX100608PNR-MF/MM
LNMX100608PNR-MF/MM
LNEX100605PNR-MA
LNEX100605PNL-MM
LNMX100605PNL-MM

4000 Type

: Ø50 - Ø160mm

Insert

LNEX151004PNR-MF/MM
LNMX151004PNR-MF/MM
LNEX151008PNR-MF/MM
LNMX151008PNR-MF/MM
LNEX151016PNR-MF/MM
LNMX151016PNR-MF/MM
LNEX151004PNR-MA
LNEX151008PNR-MA
LNEX151008PNL-MM
LNMX151008PNL-MM

RM4PS 3000 / 4000



3000 Type

: Ø14 - Ø50mm

Insert

LNEX100605PNR-MF/MM
LNMX100605PNR-MF/MM
LNEX100608PNR-MF/MM
LNMX100608PNR-MF/MM
LNEX100605PNR-MA
LNEX100605PNL-MM
LNMX100605PNL-MM

4000 Type

: Ø32 - Ø63mm

Insert

LNEX151004PNR-MF/MM
LNMX151004PNR-MF/MM
LNEX151008PNR-MF/MM
LNMX151008PNR-MF/MM
LNEX151016PNR-MF/MM
LNMX151016PNR-MF/MM
LNEX151004PNR-MA
LNEX151008PNR-MA

RM4PM 3000



3000 Type

: Ø14 - Ø50mm

Insert

LNEX100605PNR-MF/MM
LNMX100605PNR-MF/MM
LNEX100608PNR-MF/MM
LNMX100608PNR-MF/MM
LNEX100605PNR-MA
LNEX100605PNL-MM
LNMX100605PNL-MM

• Please refer to page 88 for available adaptors

RM4ZC(M) 3000 / 4000



3000 Type

: Ø40 - Ø63mm

Insert

LNEX100605PNL-MM
LNMX100605PNL-MM

4000 Type

: Ø66 - Ø100mm

Insert

LNEX151008PNL-MM
LNMX151008PNL-MM

RM4ZS 3000



3000 Type

: Ø25 - Ø40mm

Insert

LNEX100605PNL-MM
LNMX100605PNL-MM

RM4ZM 3000



3000 / 4000 Type

: Ø25 - Ø40mm

Insert

LNEX100605PNL-MM
LNMX100605PNL-MM

• Please refer to page 88 for available adaptors

RM8AC(M) 4000 / 5000



4000 Type

: Ø50 - Ø400mm

Insert

SNEX1206ANN-MF/MM
SNMX1206ANN-MF/MM
SNEX1206ANN-MA
SNEX1206ANN-ML
SNEX1206ANN-W

5000 Type

: Ø80 - Ø400mm

Insert

SNEX1507ANN-MF/MM
SNMX1507ANN-MF/MM
SNEX1507ANN-ML

Face Milling Cutters


Rich Mill Series

RMH8AC(M) 4000 / 5000



- **4000 Type**
: Ø80 - Ø400mm
- **Insert**
SNEX1206ANN-MF/MM
SNMX1206ANN-MF/MM
SNEX1206ANN-MA
SNEX1206ANN-ML
SNEX1206ANN-W
- **5000 Type**
: Ø80 - Ø400mm
- **Insert**
SNEX1507ANN-MF/MM
SNMX1507ANN-MF/MM
SNEX1507ANN-ML

RM8EC(M) 4000 / 5000



- **4000 Type**
: Ø50 - Ø400mm
- **Insert**
SNEX1206ENN-MF/MM
SNMX1206ENN-MF/MM
SNEX1206ENN-MA
SNEX1206ENN-ML
- **5000 Type**
: Ø80 - Ø400mm
- **Insert**
SNEX1507ENN-MF/MM
SNMX1507ENN-MF/MM
SNEX1507ENN-ML

RMH8EC(M) 4000 / 5000



- **4000 Type**
: Ø80 - Ø400mm
- **Insert**
SNEX1206ENN-MF/MM
SNMX1206ENN-MF/MM
SNEX1206ENN-MA
SNEX1206ENN-ML
- **5000 Type**
: Ø80 - Ø400mm
- **Insert**
SNEX1507ENN-MF/MM
SNMX1507ENN-MF/MM
SNMX1507ENN-ML

RM8QC(M) 4000



- **4000 Type**
: Ø63 - Ø200mm
- **Insert**
SNEX1206QNN-MF/MM
SNMX1206QNN-MF/MM
SNEX1206QNN-MA
SNEX1206QNN-ML
SNEX120612-MF/MM
SNMX120612-MF/MM
SNEX120612-MA
SNEX120612-ML

RMH8QC(M) 4000




- **4000 Type**
: Ø80 - Ø200mm
- **Insert**
SNEX1206QNN-MF/MM
SNMX1206QNN-MF/MM
SNEX1206QNN-MA
SNEX1206QNN-ML
SNEX120612-MF/MM
SNMX120612-MF/MM
SNEX120612-MA
SNEX120612-ML

RMT8A(M) 4000 / 5000




- **4000 Type**
: Ø80 - Ø315mm
- **Insert**
SNCF1206ANN-MF/MM
SNMF1206ANN-MF/MM
- **5000 Type**
: Ø80 - Ø315mm
- **Insert**
SNCF1507ANN-MF/MM
SNMF1507ANN-MF/MM

RMT8E(M) 4000 / 5000



- **4000 Type**
: Ø80 - Ø315mm
- **Insert**
SNCF1206ENN-MF/MM
SNMF1206ENN-MF/MM
- **5000 Type**
: Ø80 - Ø315mm
- **Insert**
SNCF1507ENN-MF/MM
SNMF1507ENN-MF/MM

RMT8Q(M) 4000



- **4000 Type**
: Ø80 - Ø315mm
- **Insert**
SNMF1206QNN-MF/MM

RM16AC(M) 6000 / 8000



- **6000 Type**
: Ø63 - Ø400mm
- **Insert**
ONMX060608-MM/MF
ONHX060608-MM/MF/ML
ONHX060608-W
ONMX0606ANN-MF/MM
ONHX0606ANN-MF/MM
ONHX060608-MA
- **8000 Type**
: Ø63 - Ø400mm
- **Insert**
ONMX080608-MF/MM
ONHX080608-MF/MM/ML
ONHX080608-W
ONMX0806ANN-MF/MM
ONHX0806ANN-MF/MM
ONHX080608-MA

Face Milling Cutters


► Rich Mill Series (Side Milling Cutter)

RM4PFCB 3000 / 4000



- **3000 Type**
: Ø80 - Ø160mm
- **Insert**
LNEX100605PNR-MM
LNMX100605PNR-MM
LNEX100605PNL-MM
LNMX100605PNL-MM
- **4000 Type**
: Ø80 - Ø160mm
- **Insert**
LNEX151008PNR-MM
LNMX151008PNR-MM
LNEX151008PNL-MM
LNMX151008PNL-MM

RM4PHCB 3000 / 4000



- **3000 Type**
: Ø80 - Ø160mm
- **Insert**
LNEX100605PNR-MF/MM
LNMX100605PNR-MF/MM
LNEX100608PNR-MF/MM
LNMX100608PNR-MF/MM
LNEX100605PNR-MA
- **4000 Type**
: Ø80 - Ø160mm
- **Insert**
LNEX151004PNR-MF/MM
LNMX151004PNR-MF/MM
LNEX151008PNR-MF/MM
LNMX151008PNR-MF/MM
LNEX151016PNR-MF/MM
LNMX151016PNR-MF/MM
LNEX151004PNR-MA
LNEX151008PNR-MA

RM4PFCP 3000 / 4000



- **3000 Type**
: Ø80 - Ø160mm
- **Insert**
LNEX100605PNR-MM
LNMX100605PNR-MM
LNEX100605PNL-MM
LNMX100605PNL-MM
- **4000 Type**
: Ø80 - Ø160mm
- **Insert**
LNEX151008PNR-MM
LNMX151008PNR-MM
LNEX151008PNL-MM
LNMX151008PNL-MM

RM4PHCP 3000 / 4000



- **3000 Type**
: Ø80 - Ø160mm
- **Insert**
LNEX100605PNR-MF/MM
LNMX100605PNR-MF/MM
LNEX100608PNR-MF/MM
LNMX100608PNR-MF/MM
LNEX100605PNR-MA
- **4000 Type**
: Ø80 - Ø160mm
- **Insert**
LNEX151004PNR-MF/MM
LNMX151004PNR-MF/MM
LNEX151008PNR-MF/MM
LNMX151008PNR-MF/MM
LNEX151016PNR-MF/MM
LNMX151016PNR-MF/MM
LNEX151004PNR-MA
LNEX151008PNR-MA

► Future Mill Series

FMAC(M) 3000 / 4000




- **3000 Type**
: Ø50 - Ø125mm
- **Insert**
SEET0903AGFN-MA
SEET0903AGSN-MF/MM
SEXT0903AGSN-MF/MM/MR
SEEW0903AGTN
- **4000 Type**
: Ø50 - Ø200mm
- **Insert**
SEET14M4AGFN-MA
SEET14M4AGSN-MF/MM
SEXT14M4AGSN-MF/MM/MR
SEEW14M4AGTN
SEEW14M4AGFN-W
SEEW14M4AGSN-W
SEEW14M4AGTN-W

FMAS 3000 / 4000



- **3000 Type**
: Ø25 - Ø63mm
- **Insert**
SEET0903AGFN-MA
SEET0903AGSN-MF/MM
SEXT0903AGSN-MF/MM/MR
SEEW0903AGTN
- **4000 Type**
: Ø50 - Ø63mm
- **Insert**
SEET14M4AGFN-MA
SEET14M4AGSN-MF/MM
SEXT14M4AGSN-MF/MM/MR
SEEW14M4AGTN
SEEW14M4AGFN-W
SEEW14M4AGSN-W
SEEW14M4AGTN-W

FMPC(M) 3000 / 4000



- **3000 Type**
: Ø50 - Ø100mm
- **Insert**
SDET09M402R-MA
SDET09M405R-MF/MM
SDXT09M405R/L-MF
SDXT09M405R/L-MM
SDXT09M405R-MA
- **4000 Type**
: Ø63 - Ø125mm
- **Insert**
SDET130504R-MA
SDET130508R-MF/MM
SDXT130508R-MF/MM
SDXT130538-MM
SDXT130508R-MA

FMPS 3000 / 4000



- **3000 Type**
: Ø25 - Ø63mm
- **Insert**
SDET09M402R-MA
SDET09M405R-MF/MM
SDXT09M405R/L-MF
SDXT09M405R/L-MM
SDXT09M405R-MA
- **4000 Type**
: Ø40 - Ø63mm
- **Insert**
SDET130504R-MA
SDET130508R-MF/MM
SDXT130508R-MF/MM
SDXT130538-MM
SDXT130508R-MA

FMRC(M) 3000 / 4000



- **3000 Type**
: Ø40 - Ø100mm
- **Insert**
RDCT10T3M0-MA
RDKT10T3M0-MF/MM
- **4000 Type**
: Ø50 - Ø125mm
- **Insert**
RDCT1204M0-MA
RDKT1204M0-MF/MM

FMRC(M) 5000 / 6000



- **5000 Type**
: Ø50 - Ø125mm
- **Insert**
RDHW1605M0E, F, S
RDKT1605M0-MM/ML/MF
- **6000 Type**
: Ø63 - Ø160mm
- **Insert**
RDHW2006M0E, F, S
RDKT2006M0-MM

Face Milling Cutters

► Future Mill Series

FMRS 1000 / 1500



- **1000 Type**
: Ø8 - Ø15mm
- **Insert**
RDHW0501M0E, F, S
RDKW0501M0E
- **1500 Type**
: Ø10 - Ø20mm
- **Insert**
RDHW06T1M0E, F, S
RDKW06T1M0E

FMRS 2000 / 2500



- **2000 Type**
: Ø15 - Ø20mm
- **Insert**
RDHW0702M0E, F, S
RDKW0702M0E
- **2500 Type**
: Ø16 - Ø25mm
- **Insert**
RDHW0803M0E, F, S
RDKW0803M0E

FMRS 3000 / 4000



- **3000 Type**
: Ø21 - Ø40mm
- **Insert**
RDCT10T3M0-MA
RDKT10T3M0-MF/MM
- **4000 Type**
: Ø32 - Ø50mm
- **Insert**
RDCT1204M0-MA
RDKT1204M0-MF/MM

FMRS 5000 / 6000



- **5000 Type**
: Ø40 - Ø63mm
- **Insert**
RDHW1605M0E, F, S
RDKT1605M0-MM/ML/MF
- **6000 Type**
: Ø50 - Ø63mm
- **Insert**
RDHW2006M0E, F, S
RDKT2006M0-MM

FMRM 1000 / 1500 / 2000 / 2500



- **1000 / 1500 / 2000 / 2500 Type**
: Ø8 - Ø25mm
- **Insert**
RDHW0501M0E, F, S
RDKW0501M0E
RDHW06T1M0E, F, S
RDKW06T1M0E
- RDHW0702M0E, F, S
RDKW0702M0E
RDHW0803M0E, F, S
RDKW0803M0E
- Please refer to page 88 for available adaptors

FMRM 3000 / 4000 / 5000



- **3000 / 4000 / 5000 Type**
: Ø21 - Ø40mm
- **Insert**
RDCT10T3M0-MA
RDKT10T3M0-MF / MM
RDCT1204M0-MA
RDKT1204M0-MF / MM
RDHW1605M0E, F, S
RDKT1605M0-MF/MM/ML
- Please refer to page 88 for available adaptors


FMAC(M) 3000-A / 4000-A



Aluminum Body

- **3000 Type**
: Ø63 - Ø125mm
- **Insert**
SEET0903AGFN-MA
SEET0903AGSN-MF/MM
SEXT0903AGSN-MF/MM/MR
SEEW0903AGTN
- **4000 Type**
: Ø63 - Ø315mm
- **Insert**
SEET14M4AGFN-MA
SEET14M4AGSN-MF/MM
SEXT14M4AGSN-MF/MM/MR
SEEW14M4AGTN
SEEW14M4AGFN-W
SEEW14M4AGSN-W
SEEW14M4AGTN-W

FMPC(M) 3000-A / 4000-A



Aluminum Body

- **3000 Type**
: Ø63 - Ø100mm
- **Insert**
SDET09M402R-MA
SDET09M405R-MF/MM
SDXT09M405R/L-MF
SDXT09M405R/L-MM
SDXT09M405R-MA
- **4000 Type**
: Ø63 - Ø315mm
- **Insert**
SDET130504R-MA
SDET130508R-MF/MM
SDXT130508R-MF/MM
SDXT130538-MM
SDXT130508R-MA

► FMR P-positive

FMRC(M) 3000 / 4000



- **3000 Type**
: Ø40 - Ø66mm
- **Insert**
RPCT10T3M0-MA
RPET10T3M0E-ML
RPMT10T3M0E-MF
RPMT10T3M0S-MM
RPMW10T3M0E1
- **4000 Type**
: Ø50 - Ø100mm
- **Insert**
RPCT1204M0-MA
RPET1204M0E-ML
RPMT1204M0E-MF
RPMT1204M0S-MM
RPMW1204M0S1
RPMW1204M0S2

FMRC(M) 5000 / 6000



- **5000 Type**
: Ø63 - Ø160mm
- **Insert**
RPCT1606M0-MA
RPET1606M0E-ML
RPMT1606M0E-MF
RPMT1606M0S-MM
RPMW1606M0S1
- **6000 Type**
: Ø63 - Ø250mm
- **Insert**
RPCT2007M0-MA
RPET2007M0E-ML
RPMT2007M0E-MF
RPMT2007M0S-MM
RPMW2007M0S1

Face Milling Cutters

► FMR P-positive

FMRS 2500



- **2500 Type**
: Ø17 - Ø26mm
- **Insert**
RPET0803M0E-ML
RPMT0803M0E-MF
RPMT0803M0S-MM
RPMW0803M0E1

FMRS 3000 / 4000



- **3000 Type**
: Ø25 - Ø33mm
- **Insert**
RPET10T3M0-MA
RPET10T3M0E-ML
RPMT10T3M0E-MF
RPMT10T3M0S-MM
RPMW10T3M0E1
- **4000 Type**
: Ø25 - Ø50mm
- **Insert**
RPCT1204M0-MA
RPET1204M0E-ML
RPMT1204M0E-MF
RPMT1204M0S-MM
RPMW1204M0S1
RPMW1204M0S2

FMRS 5000 / 6000



- **5000 Type**
: Ø40 - Ø50mm
- **Insert**
RPCT1606M0-MA
RPET1606M0E-ML
RPMT1606M0E-MF
RPMT1606M0S-MM
RPMW1606M0S1
- **6000 Type**
: Ø50mm
- **Insert**
RPCT2007M0-MA
RPCT2007M0E-ML
RPMT2007M0E-MF
RPMT2007M0S-MM
RPMW2007M0S1

FMRM 2500 / 3000 / 4000 / 5000



- **2500 / 3000 / 4000 / 5000 Type**
: Ø17-42mm
- **Insert**
RPET0803M0E-ML
RPMT0803M0E-MF
RPMT0803M0S-MM
RPMW0803M0E1
RPCT10T3M0-MA
RPET10T3M0E-ML
RPMT10T3M0E-MF
RPMT10T3M0S-MM
RPMW10T3M0E1
RPCT1204M0-MA
- **Insert**
RPET1204M0E-ML
RPMT1204M0E-MF
RPMT1204M0S-MM
RPMW1204M0S1
RPMW1204M0S2
RPCT1606M0-MA
RPET1606M0E-ML
RPMT1606M0E-MF
RPMT1606M0S-MM
RPMW1606M0S1

• Please refer to page 88 for available adaptors

► Double-Mill Series

AFO(M) 4000



- **4000 Type**
: Ø80 - Ø125mm
- **Insert**
OFCW05T3SN
OFCW05T3FN
OFCW05T308FN
OFKT05T3SN-MF/MM
- OFKT05T308SN-MF/MM
OFKT05T3FN-MA
OFKT05T3EN-MA

AFO(M) 5000



- **5000 Type**
: Ø80 - Ø315mm
- **Insert**
OFCN0704SN
OFCN0704FN
OFCN070408SN
OFCN070408FN
OFKR0704SN-MF/MM
- OFKR070408SN-MF/MM
OFKR0704E(F)N-MA
OFKT0704SN-MM
OFKT0704E(F)N-MA
REKR170400-MM


► Power Buster Series

PBAC(M) 5000



- **5000 Type**
: Ø80 - Ø315mm
- **Insert**
TNMX2710AZNR-NM
TNMX2710AZNL-NM

PBZC(M) 5000



- **5000 Type**
: Ø80 - Ø315mm
- **Insert**
TNMX2710AZNR-NM
TNMX2710AZNL-NM

Face Milling Cutters

► Mill-Max Series

ADN(M) 4000 / 5000+




- **4000 Type**
: Ø80 - Ø315mm
- **Insert**
SDCN42
SDCN1203
SDKN1203
SDKR1203
- **5000+ Type**
: Ø80 - Ø315mm
- **Insert**
SDCN53
SDCN1504
SDKN1504
SDKR1504

AE(M) 4000 / 5000



- **4000 Type**
: Ø80 - Ø315mm
- **Insert**
SECN1203
SEKN1203
SEKR1203
- **5000 Type**
: Ø80 - Ø315mm
- **Insert**
SECN1504
SEKN1504

EF(M) 4000




- **4000 Type**
: Ø80 - Ø315mm
- **Insert**
SFCN1203EFR

EN(M) 4000



- **4000 Type**
: Ø80 - Ø315mm
- **Insert**
SNCN1204ENN
SNKN1204ENN

EPN(M) 4000 / 5000+




- **4000 Type**
: Ø80 - Ø315mm
- **Insert**
SPCN1203
SPKN1203
SPKR1203
SPEX1203
- **5000+ Type**
: Ø80 - Ø315mm
- **Insert**
SPCN1504
SPKN1504
SPKR1504
SPEX1504

PF(M) 4000



- **4000 Type**
: Ø80 - Ø315mm
- **Insert**
TFCN2203PFR
TFCN2203PFL

PPN(M) 4000



- **4000 Type**
: Ø80 - Ø315mm
- **Insert**
TPCN2204
TPKN2204
TPKR2204

► Shave Mill

SVM(M) 4000



- **4000 Type**
: Ø80 - Ø315mm
- **Insert**
SNEU120420-MF
SNEU1204ANN-MF
SNEU1204R-WMF
SNEU1204-TBW

► Shave Mill Ultra

SVUM 6000



- **6000 Type**
: Ø80 - Ø315mm
- **Insert**
LNCS1907-R3.0-WC
LNCS1907-C1.5-WC

SVUM 6000-B



- **6000 Type**
: Ø80 - Ø315mm
- **Insert**
LNCS1907-R3.0-WC
LNCS1907-C1.5-WC

Face Milling Cutters

► High Feed Cutter

ANH 4000 / 5000



- **4000 Type**
: Ø100 - Ø450mm
- **5000 Type**
: Ø100 - Ø450mm
- **Insert**
SNCN1204ENN
SNKN1204ENN
- **Insert**
SNCN 1504ENN
SNKN 1504ENN

CDH 4000 / 5000



- **4000 Type**
: Ø100 - Ø450mm
- **5000 Type**
: Ø100 - Ø450mm
- **Insert**
SDCN42R
SDCN42L
- **Insert**
SDCN53R
SDCN53L

DEH 5000



- Ø100 - Ø450mm
- **Insert**
HECN090408FN
HECN090408SN
HECN090408TN

DPH 5000



- Ø100 - Ø450mm
- **Insert**
HPEN090408FN
HPEN090408SN
HPEN090408EN
HPEN090408-WC

PNH 4000 / 5000

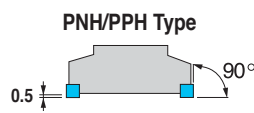
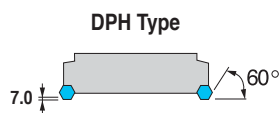
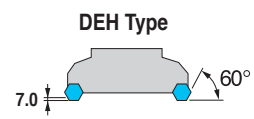
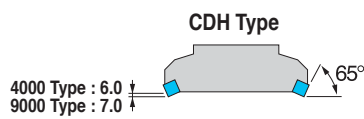
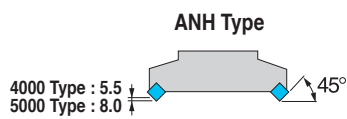


- Ø125 - Ø450mm
- **Insert**
SNEF435

PPH 4000



- Ø125 - Ø450mm
- **Insert**
SPEN120416-WC




Multi Functional Cutters

▶ Alpha Mill Series

AMC(M)-S


1000S, 1500S, 2000S, 3000S(-K), 4000S



- **1000 Type**
: Ø32 - Ø63mm
- **1500 Type**
: Ø40 - Ø100mm
- **2000 Type**
: Ø40 - Ø100mm
- **3000 Type**
: Ø40 - Ø100mm
- **4000 Type**
: Ø50 - Ø200mm

AMC(M)-SE

1000SE, 2000SE, 3000SE



- **1000 Type**
: Ø40 - Ø50mm
- **2000 Type**
: Ø80 - Ø100mm
- **3000 Type**
: Ø80 - Ø100mm

AMC(M)-M

2000M, 3000M, 4000M



- **2000 Type**
: Ø50 - Ø100mm
- **3000 Type**
: Ø63 - Ø100mm
- **4000 Type**
: Ø63 - Ø125mm

AMS-S

1000S, 1500S, 2000S, 3000S, 3000S(-K), 4000S



- **1000 Type**
: Ø10 - Ø33mm
- **1500 Type**
: Ø10 - Ø40mm
- **2000 Type**
: Ø10 - Ø63mm
- **3000 Type**
: Ø25 - Ø63mm
- **4000 Type**
: Ø20 - Ø63mm

AMS-SE

1000SE, 2000SE, 3000SE



- **1000 Type**
: Ø25mm
- **2000 Type**
: Ø25 - Ø63mm
- **3000 Type**
: Ø50 - Ø63mm

AMS-M

1000M, 1500M, 2000M, 4000M



- **1000 Type**
: Ø16 - Ø25mm
- **1500 Type**
: Ø20 - Ø32mm
- **2000 Type**
: Ø20 - Ø40mm
- **4000 Type**
: Ø32 - Ø50mm

AMS-MH

1000MH, 1500MH, 2000MH, 3000MH-K



- **1000 Type**
: Ø14 - Ø18mm
- **1500 Type**
: Ø20mm
- **2000 Type**
: Ø25 - Ø32mm
- **3000 Type**
: Ø40mm

AMM

1000M, 1500M, 2000M



- **1000 Type**
: Ø12 - Ø32mm
- **1500 Type**
: Ø10 - Ø32mm
- **2000 Type**
: Ø16 - Ø40mm

• Please refer to page 88 for available adaptors

BT Tooling system (Single)

AM1000HS, AM1500HS, AM2000HS, AM3000HS, AM4000HS



- **1000 Type**
: Ø10 - Ø20mm
- **1500 Type**
: Ø16 - Ø40mm
- **2000 Type**
: Ø16 - Ø50mm
- **3000 Type**
: Ø25 - Ø50mm
- **4000 Type**
: Ø20 - Ø50mm

BT Tooling system (Multi)

AM1000, AM1500, AM2000, AM3000, AM4000



- **1000 Type**
: Ø16 - Ø25mm
- **1500 Type**
: Ø20 - Ø32mm
- **2000 Type**
: Ø20 - Ø100mm
- **3000 Type**
: Ø50 - Ø100mm
- **4000 Type**
: Ø40 - Ø100mm

HSK Tooling system (Single)

AM1000HS, AM1500HS, AM2000HS, AM3000HS, AM4000HS



- **1000 Type**
: Ø10 - Ø20mm
- **1500 Type**
: Ø16 - Ø40mm
- **2000 Type**
: Ø16 - Ø50mm
- **3000 Type**
: Ø25 - Ø50mm
- **4000 Type**
: Ø20 - Ø50mm

HSK Tooling system (Multi)

AM1000, AM1500, AM2000, AM3000, AM4000



- **1000 Type**
: Ø16 - Ø25mm
- **1500 Type**
: Ø20 - Ø32mm
- **2000 Type**
: Ø20 - Ø100mm
- **3000 Type**
: Ø50 - Ø100mm
- **4000 Type**
: Ø40 - Ø100mm

Multi Functional Cutters

▶ Have Mill Series

HAVE (Multi Edge)



Ø16 - Ø50mm

- **Insert**
XPMT0802ER-MM
XPMT1003ER-MM
XPMT13T3ER-MM
XPMT1604ER-MM
XPMT1805ER-MM
XPMT2006ER-MM
XPMT2507ER-MM

HAVE (Single Edge)



Ø16 - Ø50mm

- **Insert**
XPMT0802ER-MM
XPMT1003ER-MM
XPMT13T3ER-MM
XPMT1604ER-MM
XPMT1805ER-MM
XPMT2006ER-MM
XPMT2507ER-MM

▶ Tank Mill Series

THE



Ø25 - Ø50mm

- **Insert**
SPMT060304
SDMT090308-MM
SPMT120408-MM
APLT070304R
ADLT150308R
ZPMT1504PPSR-MM

▶ Turbo Mill Series

ADS 4000 / 5000



■ **4000 Type**
: Ø50 - Ø63mm

- **Insert**
SDCN42
SDCN1203
SDKN1203
SDKR1203

■ **5000 Type**
: Ø50 - Ø63mm

- **Insert**
SDCN53
SDCN1504
SDKN1504
SDKR1504

PES 2000 / 3000 / 4000



2000 / 3000 Type



4000 Type

■ **2000 / 3000 / 4000 Type**
: Ø20 - Ø63mm

- **Insert**
TECN22R/TR
TECN32R/TR
TECN32TR-S20
TEEN43R/TR
TEEN43R-G
TEEN43TR-S20
TEEN43TR-Z
TEEN43TR-ZH

▶ T-Cutter Series

TFE



Ø21 - Ø50mm

- **Insert**
CPMT060204-MM
CPMT080308-MM
CPMT09T308-MM
CPMH120408-MM

▶ Chamfer Tool Series

CE (Back & Front)



• **Chamfer angles**
15°, 30°, 45°, 60°

- **Insert**
SPMT110408-KC
SPMN120308

15-1125R-S20
30-1125R-S20
45-1107R-S20
45-1119R-S20
45-1125R-S20
60-1125R-S32
45-1207R-S32
45-1220R-S32
45-1225R-S32
45-1235R-S32

CE (Long Chamfer)



• **Chamfer angles**
30°, 45°, 60°

- **Insert**
XCET310404ER-KC

30-3105R-S32
45-3105R-S32
60-3105R-S32

CE (Multi-functional)



• **Chamfer angles**
45°

- **Insert**
TWX16R-KC
TWX22R-KC


45-1600R-S12
45-1600R-S20
45-1600R-L20
45-2200R-S12
45-2200R-S25
45-2200R-L25

CET



- | | |
|------------|------------|
| CET060-030 | CET090-120 |
| CET060-040 | CET090-160 |
| CET060-060 | CET120-030 |
| CET060-080 | CET120-040 |
| CET060-100 | CET120-060 |
| CET060-120 | CET120-080 |
| CET060-160 | CET120-100 |
| CET090-030 | CET120-120 |
| CET090-040 | CET120-160 |
| CET090-060 | |
| CET090-080 | |
| CET090-100 | |

CCT



- | | | | | |
|-------------|--------------|--------------|--------------|--------------|
| CCT060-030 | CCT060T-012 | CCT090-010 | CCT090T-060L | CCT120T-040 |
| CCT060-040 | CCT060T-016 | CCT090-012 | CCT090T-080L | CCT120T-060 |
| CCT060-060 | CCT060T-030L | CCT090-016 | CCT090T-010L | CCT120T-080 |
| CCT060-080 | CCT060T-040L | CCT090T-030 | CCT090T-012L | CCT120T-010 |
| CCT060-010 | CCT060T-060L | CCT090T-040 | CCT120-030 | CCT120T-012 |
| CCT060-012 | CCT060T-080L | CCT090T-060 | CCT120-040 | CCT120T-016 |
| CCT060-016 | CCT060T-010L | CCT090T-080 | CCT120-060 | CCT120T-030L |
| CCT060T-030 | CCT060T-012L | CCT090T-010 | CCT120-080 | CCT120T-040L |
| CCT060T-040 | CCT090-030 | CCT090T-012 | CCT120-010 | CCT120T-060L |
| CCT060T-060 | CCT090-040 | CCT090T-016 | CCT120-012 | CCT120T-080L |
| CCT060T-080 | CCT090-060 | CCT090T-030L | CCT120-016 | CCT120T-010L |
| CCT060T-010 | CCT090-080 | CCT090T-040L | CCT120T-030 | CCT120T-012L |

For Aluminum Milling

► Pro-A Mill

PAC(M) 2000 / 4000



- 2000 / 4000 Type
: Ø40 - Ø100mm
- Insert
VCKT220530N-MA

PAS 2000 / 4000



- 2000 / 4000 Type
: Ø12 - Ø40mm
- Insert
VDKT11T210N-MA
VDKT11T220N-MA
VCKT220530N-MA

PAM 2000



- 2000 Type
: Ø12 - Ø42mm
- Insert
VDKT11T210N-MA

• Please refer to page 88 for available adaptors

► Pro-X Mill

PAXC(M) 5000 / 6000



- 5000 Type
: Ø40 - Ø125mm
- Insert
XEKT19M5□□FR-MA
- 6000 Type
: Ø50 - Ø125mm
- Insert
XEKT2506□□FR-MA

PAXS 5000 / 6000



- 5000 Type
: Ø20 - Ø40mm
- Insert
XEKT19M5□□FR-MA
- 6000 Type
: Ø25 - Ø40mm
- Insert
XEKT2506□□FR-MA

PAXM 5000



- 5000 Type
: Ø25 - Ø40mm
- Insert
XEKT19M5□□FR-MA

• Please refer to page 88 for available adaptors

► Pro-L Mill

PALCM



- Ø63mm
- Insert
340504PEFR-63-MA
3405PEFR-63-MA
340512PEFR-63-MA
340516PEFR-63-MA
340504PEER-63-ML
3405PEER-63-ML
340512PEER-63-ML
340516PEER-63-ML

PALS (Single Edge)



- Ø32mm - Ø63mm
- Insert
LXET-MA
LXET-ML


PALS (Multi Edge)



- Ø63mm
- Insert
LXET-MA
LXET-ML

► Aero Mill

APD(M)-A



- Ø80 - Ø315mm
- Insert
CDEW1204R/L-XCF
CDEW1204R/L-XAF
CDEW1204R-NAF
CDEW1204R/L-XAW
CDEW1204R-NAW

► Aero Mill-Plus

APD(M)-PB



- Ø80 - Ø315mm
- Insert
BAMPR-XAF
BAMPR-XAW
BAMPR-XAWR

► Aero Mill-Mini

MAPD000HR/L-Z0



- Ø40 - Ø63mm
- Insert
SNEW09T3ADFR
SNEW09T3ADTR-XAF
SNEW09T3ADTR-XAW
SNEW09T3ADTR-NAF
SNEW09T3ADTR-NAW

MAPDS000HR/L-Z0



- Ø32 - Ø40mm
- Insert
SNEW09T3ADFR
SNEW09T3ADTR-XAF
SNEW09T3ADTR-XAW
SNEW09T3ADTR-NAF
SNEW09T3ADTR-NAW

High Feed Milling Cutters

► HRM / HRMDouble Tools

HRMDC(M) 09 / 13



- **09 Type**
: Ø40 - Ø100mm
- **Insert**
WNMX09T316ZNN-MF/MM
- **13 Type**
: Ø50 - Ø125mm
- **Insert**
WNMX130520ZNN-MF/MM

HRMDC(M) 16



- **16 Type**
: Ø80 - Ø315mm
- **Insert**
WNMX160720ZNN-MF/MM

HRMDS 06




- **06 Type**
: Ø16 - Ø33mm
- **Insert**
WNMX060312ZNN-MF/MM

HRMDS 09 / 13



- **09 Type**
: Ø25 - Ø50mm
- **Insert**
WNMX09T316ZNN-MF/MM
- **13 Type**
: Ø32 - Ø63mm
- **Insert**
WNMX130520ZNN-MF/MM

HRMDM 06



- **06 Type**
: Ø16 - Ø33mm
- **Insert**
WNMX060312ZNN-MF/MM

• Please refer to page 88 for available adaptors

HRMDM 09 / 13



- **09 Type**
: Ø25 - Ø40mm
- **Insert**
WNMX09T316ZNN-MF/MM
- **13 Type**
: Ø32 - Ø40mm
- **Insert**
WNMX130520ZNN-MF/MM

• Please refer to page 88 for available adaptors

HRMC(M) 13 / 15



- **13 Type**
: Ø50 - Ø160mm
- **Insert**
WDKT130520ZDSR-MH
- **15 Type**
: Ø80 - Ø160mm
- **Insert**
WDKT150625ZDSR-MH

HRMS 08 / 10



- **08 Type**
: Ø20 - Ø30mm
- **Insert**
WDKT080316ZDSR-MH
- **10 Type**
: Ø25 - Ø30mm
- **Insert**
WDKT10T320ZDSR-MH

HRMS 13 / 15



- **13 Type**
: Ø32 - Ø40mm
- **Insert**
WDKT130520ZDSR-MH
- **15 Type**
: Ø50 - Ø63mm
- **Insert**
WDKT150625ZDSR-MH

HRMM 08 / 10 / 13



- **08 / 10 / 13 Type**
: Ø20 - Ø40mm
- **Insert**
WDKT080316ZDSR-MH
WDKT10T320ZDSR-MH
WDKT130520ZDSR-MH

• Please refer to page 88 for available adaptors

► HFM (High Feed Mill)

HFMS 1000



- **1000 Type**
: Ø8 - Ø21mm
- **Insert**
LPMT040210R-MF
LPMT040220R-MF
LPMW040210R
LPMW040220R
LPEW040210R
LPEW040220R

HFMM 1000



- **1000 Type**
: Ø8 - Ø33mm
- **Insert**
LPMT040210R-MF
LPMT040220R-MF
LPMW040210R
LPMW040220R
LPEW040210R
LPEW040220R

• Please refer to page 88 for available adaptors

Side Cutters

► Tangential Type (Full Side Cutter)


TAFCP(M)



Ø100 - Ø315mm

- **Insert**
CNHQ1005-□□□
CNHQ1305-□□□
CNHQ1606-□□□

TAFCB(M)



Ø100 - Ø315mm

- **Insert**
CNHQ1005-□□□
CNHQ1305-□□□
CNHQ1606-□□□

► Tangential Type (Half Side Cutter)


TAHCP(M)



Ø100 - Ø315mm

- **Insert**
CNHQ1005-□□□
CNHQ1305-□□□
CNHQ1606-□□□

TAHCB(M)



Ø100 - Ø315mm

- **Insert**
CNHQ1005-□□□
CNHQ1305-□□□
CNHQ1606-□□□

► Radial Type (Full Side Cutter)

RAFCP(M)



Ø100 - Ø315mm

- **Insert**
SDXT09M40□R/L
SDXT13050□R/L

RAFCB(M)



Ø100 - Ø315mm

- **Insert**
SDXT09M40□R/L
SDXT13050□R/L

► Radial Rype (Half Side Cutter)

RAHCP(M)



Ø100 - Ø315mm

- **Insert**
SDXT09M40□R/L
SDXT13050□R/L

RAHCB(M)



Ø100 - Ø315mm

- **Insert**
SDXT09M40□R/L
SDXT13050□R/L

Side Cutters

► Side Cutters

FC(M) (Full Side Cutter)



Ø80 - Ø315mm
 • **Insert**
 TPCN1103PPN
 TPCN1603PPN

HC(M) (Half Side Cutter)



Ø100 - Ø315mm
 • **Insert**
 TPCN1603PPN

SPP(M)



Ø80 - Ø200mm
 • **Insert**
 PNEJ12□□N

SPB(M)



Ø80 - Ø200mm
 • **Insert**
 PNEJ12□□N

SPS



Ø50 - Ø200mm
 • **Insert**
 SPFN200
 SPFN300
 SPFN400

► Wind Mill

RAHCP(M) (Boss Type)



Ø80 - Ø250mm
 • **Insert**
 SNHT11023□□R/L-WX SNHT1205□R/L-WX
 SNHT1103 □□R/L-WX SNHT12054□R/L-WX
 SNHT1203□□R/L-WX SNHT1206□□R/L-WX
 SNHT12035□□R/L-WX SNHT12065□□R/L-WX
 SNHT1204□□R/L-WX SNHT1207□□R/L-WX
 SNHT12045□□R/L-WX SNHT12075□□R/L-WX

RAHCB(M) (Plane Type)



Ø80 - Ø250mm
 • **Insert**
 SNHT11023□□R/L-WX SNHT1205□R/L-WX
 SNHT1103□□R/L-WX SNHT12054□R/L-WX
 SNHT1203□□R/L-WX SNHT1206□□R/L-WX
 SNHT12035□□R/L-WX SNHT12065□□R/L-WX
 SNHT1204□□R/L-WX SNHT1207□□R/L-WX
 SNHT12045□□R/L-WX SNHT12075□□R/L-WX

Endmills / Drills

KORLOY provides high quality endmills and drills thanks to its advanced technology and accumulated know-how of tooling systems, carrying out values for higher productivity and quality results.

Solid Endmills

Solid Drills

Indexable Drills / Indexable Endmills

Solid Endmills

▶ H Endmill

PBE2000 (Ball)



No. of flutes : 2
Cutting diameter : $\varnothing 0.5 \sim \varnothing 12$

PRE4000 (Radius)



No. of flutes : 4
Cutting diameter : $\varnothing 3 \sim \varnothing 16$

▶ V Endmill

VFE4000 (Flat)



No. of flutes : 4
Cutting diameter : $\varnothing 2.5 \sim \varnothing 16$

▶ Z Endmill

ZFE2000 (Flat)



No. of flutes : 2
Cutting diameter : $\varnothing 1 \sim \varnothing 16$

ZFE4000 (Flat)



No. of flutes : 4
Cutting diameter : $\varnothing 1 \sim \varnothing 16$

ZSFE2000 (Short Flat)



No. of flutes : 2
Cutting diameter : $\varnothing 1 \sim \varnothing 12$

ZSFE4000 (Short Flat)



No. of flutes : 4
Cutting diameter : $\varnothing 1 \sim \varnothing 14$


ZBE2000 (Ball)



No. of flutes : 2
Cutting diameter : $\varnothing 1 \sim \varnothing 12$


▶ F Endmill

FME4000 (Standard)



No. of flutes : 4
Cutting diameter : $\varnothing 6 \sim \varnothing 12$

FMLE4000 (Long)



No. of flutes : 4
Cutting diameter : $\varnothing 6 \sim \varnothing 12$

▶ S+ Endmill

SPFE4000 (Flat)



No. of flutes : 4
Cutting diameter : $\varnothing 1 \sim \varnothing 12$

SPLFE4000 (Long Flat)



No. of flutes : 4
Cutting diameter : $\varnothing 1 \sim \varnothing 12$

Solid Endmills

► R+ Endmill

EM09CA (Roughing)

Roughing Endmill with Finishing Capability



No. of flutes : 4
Cutting diameter : $\varnothing 6.0 \sim \varnothing 20.0$

EM11CA (Roughing)

Roughing Endmill for Wave Form of Al



No. of flutes : 3
Cutting diameter : $\varnothing 6.0 \sim \varnothing 25.0$

EM36CA (Roughing)

Long Type Roughing Endmill for Fine Pitches

- High helix angle, irregular flute spacing and lead



No. of flutes : 4
Cutting diameter : $\varnothing 5 \sim \varnothing 20$

EM37CA (Roughing)

Roughing Endmill for Fine Pitches



No. of flutes : 4
Cutting diameter : $\varnothing 5 \sim \varnothing 20$

EM38CA (Roughing)

Standard Roughing Endmill



No. of flutes : 4
Cutting diameter : $\varnothing 5 \sim \varnothing 20$

EM43CA (Roughing)

Standard Roughing Endmill for Fine Pitches

- High helix angle, irregular flute spacing and lead



No. of flutes : 4
Cutting diameter : $\varnothing 5 \sim \varnothing 20$

EM11PM (Roughing)

4F Roughing Endmill



No. of flutes : 4
Cutting diameter : $\varnothing 6 \sim \varnothing 20$

EM16PM (Roughing)

Roughing Endmill for Fine Pitches

- Irregular flute spacing



No. of flutes : 4
Cutting diameter : $\varnothing 6 \sim \varnothing 20$

EM17PM (Roughing)

Roughing Endmill for Fine Pitches

- Irregular flute spacing



No. of flutes : 4
Cutting diameter : $\varnothing 6 \sim \varnothing 20$

EM06H9 (Roughing)

Roughing Endmill



No. of flutes : 4
Cutting diameter : $\varnothing 6 \sim \varnothing 50$

Solid Endmills

► I+ Endmill

IPFE2000 (Flat)



No. of flutes : 2
Cutting diameter : $\varnothing 1 \sim \varnothing 20$

IPFE4000 (Flat)



No. of flutes : 4
Cutting diameter : $\varnothing 1 \sim \varnothing 20$

IPLFE2000 (Long Flat)



No. of flutes : 2
Cutting diameter : $\varnothing 6 \sim \varnothing 12$

IPLFE4000 (Long Flat)



No. of flutes : 4
Cutting diameter : $\varnothing 6 \sim \varnothing 12$

IPBE2000 (Ball)



No. of flutes : 2
Cutting diameter : $\varnothing 0.5 \sim \varnothing 10$

IPBE4000 (Ball)



No. of flutes : 4
Cutting diameter : $\varnothing 0.5 \sim \varnothing 10$

IPLBE2000 (Long Ball)



No. of flutes : 2
Cutting diameter : $\varnothing 0.5 \sim \varnothing 8$

IPRE2000 (Radius)



No. of flutes : 2
Cutting diameter : $\varnothing 1 \sim \varnothing 12$

IPRE4000 (Radius)



No. of flutes : 4
Cutting diameter : $\varnothing 2 \sim \varnothing 12$

IPLRE2000 (Long Radius)



No. of flutes : 2
Cutting diameter : $\varnothing 3 \sim \varnothing 12$

IPLRE4000 (Long Radius)



No. of flutes : 4
Cutting diameter : $\varnothing 3 \sim \varnothing 12$

Solid Endmills

► Endmills for Specific Aluminum

SSEA2000 (Flat)




No. of flutes : 2
Cutting diameter : $\varnothing 1 \sim \varnothing 20$

SSEA3000 (Flat)



No. of flutes : 3
Cutting diameter : $\varnothing 2 \sim \varnothing 16$

SSBEA2000 (Ball)



No. of flutes : 2
Cutting diameter : $\varnothing 1 \sim \varnothing 20$

► A+ Endmill

APFE2000 (Flat)



No. of flutes : 2
Cutting diameter : $\varnothing 2.5 \sim \varnothing 20$

APFE3000 (Flat)



No. of flutes : 3
Cutting diameter : $\varnothing 2 \sim \varnothing 16$

APLFE2000 (Long Flat)



No. of flutes : 2
Cutting diameter : $\varnothing 3 \sim \varnothing 20$

APLFE3000 (Long Flat)



No. of flutes : 3
Cutting diameter : $\varnothing 2 \sim \varnothing 16$

APBE2000 (Ball)



No. of flutes : 2
Cutting diameter : $\varnothing 1 \sim \varnothing 12$

APBE3000 (Ball)



No. of flutes : 3
Cutting diameter : $\varnothing 4 \sim \varnothing 25$

► C-Max Endmills

CFE2000 (Flat)



No. of flutes : 2
Cutting diameter : $\varnothing 1 \sim \varnothing 12$

CFNE2000 (Long Neck Flat)



No. of flutes : 2
Cutting diameter : $\varnothing 0.5 \sim \varnothing 4$

CBE2000 (Ball)



No. of flutes : 2
Cutting diameter : $\varnothing 1 \sim \varnothing 12$

CBNE2000 (Long Neck Ball)



No. of flutes : 2
Cutting diameter : $\varnothing 0.5 \sim \varnothing 4$

CRE2000 (Radius)



No. of flutes : 2
Cutting diameter : $\varnothing 2 \sim \varnothing 12$

CRNE2000 (Long Neck Radius)



No. of flutes : 2
Cutting diameter : $\varnothing 1 \sim \varnothing 4$

Solid Endmills

► D Endmill

DFE2000 (Flat)



No. of flutes : 2
Cutting diameter : $\varnothing 1 \sim \varnothing 12$

DFE4000 (Flat)



No. of flutes : 4
Cutting diameter : $\varnothing 2 \sim \varnothing 12$

DBE2000 (Ball)



No. of flutes : 2
Cutting diameter : $\varnothing 0.6 \sim \varnothing 12$

DBE4000 (Ball)



No. of flutes : 4
Cutting diameter : $\varnothing 2 \sim \varnothing 12$

► PCD Endmills

PDE1000 (Flat)



No. of flutes : 1
Cutting diameter : $\varnothing 4.6 \sim \varnothing 6$

PDE2000 (Flat)



No. of flutes : 2
Cutting diameter : $\varnothing 6.0 \sim \varnothing 12$

► Micro Endmills

MSE2000 (Flat)



No. of flutes : 2
Cutting diameter : $\varnothing 0.2 \sim \varnothing 1$

MSBE2000 (Ball)



No. of flutes : 2
Cutting diameter : $\varnothing 0.2 \sim \varnothing 1$

Solid Endmills / Solid Drills

► Brazed Endmills

ZSE200 (Flat)



No. of flutes : 2
Cutting diameter : $\varnothing 14 \sim \varnothing 50$

ZSE300 (Flat)



No. of flutes : 3
Cutting diameter : $\varnothing 14 \sim \varnothing 50$

ZSE400 (Flat)



No. of flutes : 4
Cutting diameter : $\varnothing 14 \sim \varnothing 50$

ZSE600 (Flat)



No. of flutes : 6
Cutting diameter : $\varnothing 34 \sim \varnothing 50$

ZSEA200 (Flat)



No. of flutes : 2
Cutting diameter : $\varnothing 15 \sim \varnothing 50$

ZSEL200 (Long Flat)




No. of flutes : 2
Cutting diameter : $\varnothing 14 \sim \varnothing 50$

ZSEL400 (Long Flat)



No. of flutes : 4
Cutting diameter : $\varnothing 16 \sim \varnothing 40$

ZSEXL200 (Long Flat)



No. of flutes : 2
Cutting diameter : $\varnothing 20 \sim \varnothing 25$

ZSBE200 (Ball)



No. of flutes : 2
Cutting diameter : $\varnothing 13 \sim \varnothing 50$

► Mach Drills

MSD

MSD□□□□-□P/M/K/N



Aspect Ratio(L/D) : 3, 5, 7
Cutting diameter : $\varnothing 2.5 \sim \varnothing 20$

MSDH

MSDH□□□□-□P/M/K/N
Oil hole type



Aspect Ratio(L/D) : 3, 5, 7
Cutting diameter : $\varnothing 2.5 \sim \varnothing 20$

Solid Drills

► Mach Drills Plus

MSDP

MSDP□□□-□P/M/K/N



Aspect Ratio(L/D) : 3, 5, 7
Cutting diameter : Ø1.0 ~ Ø2.4

MSDP(H)

MSDPH□□□-□P/M/K/N

Oil hole type



Aspect Ratio(L/D) : 3, 5, 7
Cutting diameter : Ø2.5 ~ Ø20

► MSFD

MSFD

MSFD□□□-□P



Aspect Ratio(L/D) : 2, 3
Cutting diameter : Ø2.5 ~ Ø12.0

MSFDH

MSFDH□□□-□P

Oil hole type



Aspect Ratio(L/D) : 2, 3
Cutting diameter : Ø2.5 ~ Ø12.0

► Mach Long Drills

MLDP

MLDP□□□□-□



Aspect Ratio(L/D) : 5, 7
Cutting diameter : Ø3 ~ Ø10

MLD

MLD□□□□-□



Aspect Ratio(L/D) : 20, 25
Cutting diameter : Ø3 ~ Ø10

► Mach Long Drills Plus

MLDP

MLD□□□□N-□P/K/N



Aspect Ratio(L/D) : 10, 15, 20, 25
Cutting diameter : Ø3 ~ Ø10

► Vulcan Drills

VZD (MA, MBA)

Brazed type
Cutting diameter :
Ø12.6 ~ Ø40.5



Special size items can be ordered.

VZD (LA, LBA)

Brazed type
Cutting diameter :
Ø12.6 ~ Ø40.5



Special size items can be ordered.

► Carbide Drills

SSDP

Solid carbide
Cutting diameter :
Ø1 ~ Ø15



For General purpose

Indexable Drills

Indexable Drill Series

KING DRILL (2D/3D/4D/5D)

Ø12 - Ø60.5mm



Insert		Outer
Inner		
SP□T040204-□□		XO□T040204-□□
SP□T050204-□□		XO□T050204-□□
SP□T060205-□□		XO□T060204-□□
SP□T07T208-□□		XO□T07T205-□□
SP□T090308-□□		XO□T090305-□□
SP□T11T308-□□		XO□T11T306-□□
SP□T130410-□□		XO□T130406-□□
SP□T15M510-□□		XO□T15M508-□□
SP□T180510-□□		XO□T180508-□□

KING DRILL-HP (2D/3D/4D)

Ø13 - Ø29mm



Insert		Outer
Inner		
SP□T040204-□□		XO□T040204-□□
SP□T050204-□□		XO□T050204-□□
SP□T060205-□□		XO□T060204-□□
SP□T07T208-□□		XO□T07T205-□□
SP□T090308-□□		XO□T090305-□□

KING DRILL (K2D/K3D/K4D)

KING DRILL- Cartridge Type
Ø61 - Ø100mm



Insert		Outer
Inner		
KDC6165C		KDC6165P
KDC6570C		KDC6570P
KDC7075C		KDC7075P
KDC7580C		KDC7580P
KDC8085C		KDC8085P
KDC8590C		KDC8590P
KDC9095C		KDC9095P
KDC95100C		KDC95100P

KING DRILL Insert

	(General)	(Mild steel, STS)	(Aluminum)
Inner			
	SPMT-PD	SPMT-LD	SPET-ND
Outer			
	XOMT-PD	XOMT-LD	XOET-ND

TPDC (3D/5D/8D)

Ø12 - Ø19.99mm



Insert		
TPDC1200CP	TPDC1500CP	TPDC1810CP
TPDC1220CP	TPDC1550CP	TPDC1850CP
TPDC1250CP	TPDC1600CP	TPDC1860CP
TPDC1260CP	TPDC1630CP	TPDC1870CP
TPDC1300CP	TPDC1650CP	TPDC1900CP
TPDC1350CP	TPDC1670CP	TPDC1920CP
TPDC1400CP	TPDC1700CP	TPDC1950CP
TPDC1420CP	TPDC1750CP	TPDC1970CP
TPDC1430CP	TPDC1770CP	
TPDC1450CP	TPDC1800CP	

TPDB (3D/5D/8D)

Ø10 - Ø32.9mm



Insert
TPD100B-TPD329B

WPDC (5D/6.5D/8D)

Standard type
Ø25 - Ø40mm



Insert
WC□T030204-C21
WC□T040204-C21
WC□T050308-C21

WPDC (5D/6.5D/8D)

Single insert cartridge type
Ø41 - Ø59mm



Insert
WC□T06T308-C21
WC□T080408-C21

WPDC (5D/6.5D/8D)

Dual insert cartridge type
Ø60 - Ø80mm



WSP
WC□T050308-C21
WC□T06T308-C21

Indexable Endmills

► Indexable Endmills

BFE

Ø16 - Ø32mm



Insert

RC16
RC20
RC25
RC30
RC321

BRE

Ø20 - Ø50mm



Steel Shank

SDMT090308-MM
SPMT060304
SPMT120408-MM
SPMT120508-MMN
ZDMT080310R-MM
ZDMT110312.5R-MM
ZDMT130416R-MM
ZPMT160520R-MM
ZPMT160525R-MM
ZPMT160531.5R-MM
ZPMT160525R-MR

GBE

Filo Single
Ø16 - Ø50mm



Internal : M
External : S

ZPET080M(S)-MM
ZPET090M(S)-MM
ZPET100M(S)-MM
ZPET110M(S)-MM
ZPET125M(S)-MM
ZPET130M(S)-MM
ZPET140M(S)-MM
ZPET150M(S)-MM
ZPET160M(S)-MM
ZPET200M(S)-MM
ZPET250M(S)-MM

GBE-M

Multi Edge
Ø20 - Ø50mm



Internal : M
External : S

ZPET100M(S)-MM
ZPET110M(S)-MM
ZPET125M(S)-MM
ZPET130M(S)-MM
ZPET140M(S)-MM
ZPET150M(S)-MM
ZPET160M(S)-MM
ZPET200M(S)-MM
ZPET250M(S)-MM

Ext.Principal :

SPMT060304
SDMT090308-MM
SPMT120408-MM

GBEM

Ø16 - Ø32mm



Internal : M
External : S

ZPET080M(S)-MM
ZPET090M(S)-MM
ZPET100M(S)-MM
ZPET110M(S)-MM
ZPET125M(S)-MM
ZPET130M(S)-MM
ZPET140M(S)-MM
ZPET150M(S)-MM
ZPET160M(S)-MM
ZPET200M(S)-MM
ZPET250M(S)-MM

* Please refer to page 88 for available adaptors

► Laser Mill Series

LBE (08/10/12/16/20/25/30/32)

Carbide Shank-Ball,
Corner R type(Straight type)



LBE080080S-S08C	LBE200120S-S20C
LBE080100S-S08C	LBE200170S-S20C
LBE080020S-S08C-130	LBE200035S-S20C-190
LBE080020S-S08C-150	LBE200035S-S20C-240
LBE100080S-S10C	LBE250140S-S25C
LBE100120S-S10C	LBE250170S-S25C
LBE100023S-S10C-130	LBE250040S-S25C-220
LBE100023S-S10C-170	LBE250040S-S25C-250
LBE120100S-S12C	LBE300140S-S32C
LBE120150S-S12C	LBE300170S-S32C
LBE120025S-S12C-150	LBE300050S-S32C-230
LBE120025S-S12C-200	LBE300050S-S32C-260
LBE160100S-S16C	LBE320140S-S32C
LBE160150S-S16C	LBE320170S-S32C
LBE160030S-S16C-160	LBE320050S-S32C-230
LBE160030S-S16C-210	LBE320050S-S32C-260

LBE (08/10/12/16/20/25/30/32)

Steel Shank-Ball, Corner R type
(Taper type)



LBE080035T-S12	LBE160100T-S20
LBE080055T-S12	LBE200075T-S20
LBE080075T-S12	LBE200115T-S25
LBE100035T-S12	LBE250090T-S25
LBE100055T-S12	LBE250135T-S32
LBE100075T-S12	LBE300105T-S32
LBE120055T-S12	LBE300160T-S32
LBE120085T-S16	LBE320105T-S32
LBE160065T-S16	LBE320160T-S32

LBE (12/16/20/25/30/32)

Steel Shank-Ball,
Corner R type(Straight type)



LBE120035S-S12
LBE160035S-S16
LBE200040S-S20
LBE250045S-S25
LBE300055S-S32
LBE320055S-S32

LRE (10/12/16/20/25/30/32)

Carbide Shank-Corner R type
(Straight type)



LRE100080S-S10C	LRE200035S-S20C-190
LRE100120S-S10C	LRE200035S-S20C-240
LRE100023S-S10C-130	LRE250140S-S25C
LRE100023S-S10C-170	LRE250170S-S25C
LRE120100S-S12C	LRE250040S-S25C-220
LRE120150S-S12C	LRE250040S-S25C-250
LRE120025S-S12C-150	LRE300140S-S32C
LRE120025S-S12C-200	LRE300170S-S32C
LRE160100S-S16C	LRE300050S-S32C-230
LRE160150S-S16C	LRE300050S-S32C-260
LRE160030S-S16C-160	LRE320140S-S32C
LRE160030S-S16C-210	LRE320170S-S32C
LRE200120S-S20C	LRE320050S-S32C-230
LRE200170S-S20C	LRE320050S-S32C-260

Indexable Endmills

► Laser Mill Series

LRE (10/12)

Steel Shank-Ball, Corner R type
(Taper type)

LRE100025T-S12
LRE100050T-S12
LRE120060T-S16



LRE (12/16/25/30/32)

Steel Shank-Corner R type
(Straight type)

LRE120030S-S12
LRE160050S-S16
LRE160060S-S16
LRE200060S-S20
LRE200080S-S20
LRE250070S-S25
LRE250100S-S25
LRE300070S-S32
LRE300100S-S32
LRE320080S-S32
LRE320100S-S32



LBE (MHD)



LBE100-MHD-M06
LBE120-MHD-M06
LBE160-MHD-M08
LBE200-MHD-M10
LBE250-MHD-M12
LBE300-MHD-M16
LBE320-MHD-M16

• Please refer to page 88 for available adaptors

► Shank Adaptor for Modular Head

MAT (Steel Shank)

Available to use
(HFMM, FMRM, LBE, PAM, PAXM, AMM, RM4PM, RM4ZM, HRMM, HRMDM, GBEM)



MAT-M06-020-S10S	MAT-M06-040-S12T
MAT-M06-020-S12S	MAT-M06-065-S16T
MAT-M06-040-S12S	MAT-M06-065-S16T
MAT-M08-020-S16S	MAT-M06-080-S16T
MAT-M10-030-S20S	MAT-M08-040-S16T
MAT-M12-030-S25S	MAT-M08-065-S16T
MAT-M16-035-S32S	MAT-M08-080-S20T
	MAT-M08-110-S25T
	MAT-M10-050-S20T
	MAT-M10-070-S20T
	MAT-M10-090-S25T
	MAT-M10-110-S25T
	MAT-M10-130-S32T
	MAT-M12-050-S25T
	MAT-M12-070-S25T
	MAT-M12-090-S25T
	MAT-M12-110-S32T
	MAT-M12-175-S40T
	MAT-M16-055-S32T
	MAT-M16-080-S32T
	MAT-M16-120-S32T
	MAT-M16-175-S40T

MAT-C (Carbide Shank)

Available to use
(HFMM, FMRM, LBE, PAM, PAXM, AMM, RM4PM, RM4ZM, HRMM, HRMDM, GBEM)



MAT-M06-030-S10S-C-80	MAT-M08-080-S16S-C
MAT-M06-050-S10S-C-100	MAT-M08-110-S16S-C
MAT-M06-080-S10S-C-130	MAT-M08-150-S16S-C
MAT-M06-030-S10S-C-80	MAT-M10-090-S20S-C
MAT-M06-050-S10S-C-100	MAT-M10-110-S20S-C
MAT-M06-080-S10S-C-130	MAT-M10-175-S20S-C
MAT-M08-010-S16S-C-150	MAT-M12-090-S25S-C
MAT-M08-010-S16S-C-180	MAT-M12-110-S25S-C
MAT-M08-010-S16S-C-250	MAT-M12-175-S25S-C
MAT-M10-010-S20S-C-170	MAT-M16-090-S32S-C
MAT-M10-010-S20S-C-200	MAT-M16-120-S32S-C
MAT-M10-010-S20S-C-300	MAT-M16-175-S32S-C
MAT-M12-015-S25S-C-170	
MAT-M12-015-S25S-C-200	
MAT-M12-015-S25S-C-300	
MAT-M16-020-S32S-C-180	
MAT-M16-020-S32S-C-210	
MAT-M16-020-S32S-C-300	

The Comparison of Chip Breakers

► Comparison of Chip Breakers

Application		KORLOY	KYOCERA	TAEGUTEK	SUMITOMO	SANDVIK	KENAMETAL	ISCAR	WLATER	mitsubishi	SECO	
Negative	Steel	Ultra-Finishing	-	DP (G)	-	-	-	FF(G)	-	-	PK(G)	-
			VL	GP, PP	FA	FA, FL	QF	UF	SF	NF3	FH,FS	FF1
		Finishing	VF	HQ	FG	LU, SU	PF	FN	NF	NF4	SH, C	FF2
			VB	-	SF	SE	61	-	F3M	PF5	LP	-
		Medium to finishing	VQ, VC	CQ	MC	SX	-	LF, CT	TF	NS6	SA, C()	MF2, MF3
			LP	PQ	FC	-	-	-	-	MP3	MV	MF5
	Medium machining	VM	HK, CS GS HS, PS	MP, MT	GU, UX	QM, SM	MP, MN	GN	NM4, NP5	MA, MH	M3, M5	
		MP	-	PC	GE	PM	-	M3M	NM5, NM6	MP	-	
	Roughing	B25	All round	All round	All round	-	-	-	-	All round	M5	
		GR	PT, GT, HT, PH	RT	MU, ME, MX	PR	RN	NR, R3M	NM9, PP5	GH, RP	MR5, MR6, MR7	
	Heavy duty machining	GH	PX	RH, RX	HG, MP	PR	RH	NM	NR4, NRF	HZ	R4, R5	
		VH	HX	HZ	HP	QR	RM	HR	NR8	HV, HX, HAX	R6, R7, R8	
		VT	-	HT, HY	HU, HW, HF	HR	MM	-	HBS, HCS, HDS, HXD	RR6, PR9, R56, R57, R68		
Low carbon steel	Soft steel	VL	XF, XP, XP-T	SF	FL	LC	-	-	-	FY	-	
		-	XQ, XS	-	-	-	-	-	-	SY	-	
High feed	High feed cutting	VW	WP	WS	LUW, SEW	WF, WL	FW	WF	NF	SW	FF2, MF2	
		LW	WQ	WT	GUW	WM, WMX	MW	WG	NM	MW	MF5, M3	
		-	-	-	-	WR	RW	-	-	-	R4, R7	
Application	Shaft (long bar)	SH	CJ, ST	FS, VF, FX	HM	K	-	-	-	ES	UX	
		KNUX-	KNMX-	KNUX-	-	KNUX-71	-	-	-	KNMX-19	-	
M	Stainless steel	VP2	MQ, GU	EA	SU	MF	FP	F3P	NF4	LM	MF1	
		MM	HU, TK, MU	MP, EM	EX, GU	MM	MP	M3M	NM4	MA, GM, MM	MF3	
		RM	MS	ET	MU, HM	MR	RP	R3M	NR4	RM	M5	
K	Cast iron	MP	C	MT	UZ	KF	FN	TF	NM, MK5	LK	M4	
		GR, VR	ZS	RT KT	UX, GZ	KM	RP	GN	NM5, RK5	MA, MK	M5	
		-MA	-MA, GC	-MA	-MA	KR	UN	-MA	-MA, MK5	GH, -MA, RK	MR7	
S	HRSA	VP1	MQ	EA	EF	-	FS, LF	PF	NF4	FJ(G), LS	M1	
		VP2	TK	ML	UP, EG	23.SR	MS	PP	-	MJ	MF1	
		VP3	MU	EM	EX	Xcel-SM	MP	VL	NM4	MS, MS	MF4	
		VP4	MS	ET	MU	-	RP	-	NR4	GJ, RS	MR4	
N	Aluminium	HA	AH	ML	UP (GX), AG	23	MS	PP	-	MJ	MF1	
Positive	Application	Finishing	VL	XP	FA	LU	PF	UF	-	PF	FV	FF1
			VF	GP	-	FP, FC, SI	UF	-	PF	PF, PF2	SV	F1
		Medium machining	HMP	XQ	FG	-	PM	LF	14	-	-	MF2
	MP		HQ, CK	PC	SU, SC	UM	-	SM	PF4, PF5	MV	F2	
	Roughing	C25		MT	MU	PR, UR	MF	-	PM5		M5	
	Stainless steel For HRSA	VP1	CF, GF, GQ	FG	FC	KF	LF	PF	PM	FJ, LM	F1	
		VL	MQ	SA	-	KM	MF	SM	PM5	AM, MM	MF2	
	Cast iron	MP	GK	PC	MU	UM	LF	17	-		M3	
		C25	HQ	MT	C/B	KR	MF, UF	19	C/B	C/B	M5	
	Aluminium	AK, AR	AH	FL	AW, AG	AL	HP	AS, AF	PM2	F	AL	
High precision bar turning (tolerance class G&E)	KF, KM	FSF, USF	GF, FF	FY, FX, FZ	UM	-GH	LF, RF, XL	-	F, SR, SS, SM	UX		

Grades / Chip Breakers

Inserts

Turning Tools

Milling Tools

Endmills / Drills

The Comparison of Chip Breakers, Grades

Comparison of Turning Grades

➤ WC

ISO	KORLOY	SUMITOMO	KYOCERA	ISCAR	SANDVIK	SECO	KENNAMETAL	TOSHIBA	mitsubishi	HITACHI	VALENITE	WALTER	TAEUCUTEC	NTK	DIJET
Turning	P	ST10	ST10 ST20		S1P			TX10S TX20	ST10T ST120T	SRN5 WS20B	S1F		P10 P20		
		ST20 MA2 ST30 ST30A	ST30A	PW30	IC50M IC54	SM30 S30T S6	TTX TTM TTR	K45 KM K420	TX30	UTi20T	EX35 EX40 EX45	VC6 VC5 VC56		P30 P40	
	M	U20	U10 U20 ST30A A40		H13A H10F	AT10 AT15 TTR	K2885 K2S	TU10 TU20 TU40	UTi20T	WAM10B EX35	VC27 VC28		M10 M20 M40		
K	H01 H05	H1		IC4	H1P	THM	K68	TH03 TH10 KS20	HTi10T HTi20T	WH05 W10 WH20	VC3 VC2 VC1		K10 K20 K20M K30		
	G10	G10	KW10H	IC20 IC28	H10F	THR	K8735								

➤ CVD Coated

ISO	KORLOY	SUMITOMO	KYOCERA	ISCAR	SANDVIK	SECO	KENNAMETAL	TOSHIBA	mitsubishi	HITACHI	VALENITE	WALTER	TAEUCUTEC	NTK	DIJET	
Turning	P	NC3010	AC805P	CA5505 CA510		GC4305 GC4205	TP0500 TP0501 TP1500	T9105	UE6105				TT8105			
		NC3215*	AC810P AC700G AC900G	CA515 VP5115 CA5515	IC8150	GC4315 GC4215	TP1501 TGP25	KCP10 KCP10B	T9115	UE6110 MY5015	HG8010	VP5515	WPP10S WKP13S	TT8110 LC215P TT8115		
		NC3225*	AC820P AC2000 AC8025P	CA525 VP5125 CA5525	IC8250	GC4325 GC4225	TP2500 TP2501 TGP35 TP3501	KCP25 KCP25B	T9125	MC6025 UE6020	HG8025	VP5525	WPP20S WKP23S	TT8120 LC225P TT8125	CP5	JC110V JC215V
		NC3030 NC5330	AC830P	CR9025 CA5535 CA530	IC8350	GC4335 GC4235	TP3500 TGP45	KCP30 KCP30B	T9135	MC6035 UE6035	GM8035	VP5535	WPP30S WKP33S	TT5100 TT8135		JC325V JC450
M	NC9115* NC9125* NC9025 NC9135*	AC610M	CA6515	IC6015 IC6025	S05F GC2015 GC2220 GC2025	TM2000	KCM15 KCM15M KCM25 KCM35 KCM35B	T6120	MC7015 MC7025 US7020	GM25	VP8515 VP8525	WAM10 WMP20S WAM20 WAM30	TT9215 TT9225			
	NC6205 NC6210 NC6215*	AC630M AC6030M	CA6525			TM4000		T6130	US735	GX30		TT9235				
K	NC6205	AC405K	CA4505	IC5005	GC3205 GC3210	TK1001	KCK05 KCK05B	T5105	MC5005 UC5105	HG3505	VP1505	WKK10S	TT7005 TT7505 TT7310	CP2	JC105V	
	NC6210 NC6215*	AC415K	CA4010 CA4515 CA4115	IC5015	GC3215 GC3225	TK2001 Tgk1500	KCK15 KCK15B	T5115	MC5015 UC5115	HG3515	VP1510 VP1515	WKK20S	TT7015	CP5	JC110V JC215V	
		AC420K	CA4120				KCK20 KCK20B	T5125				WAK30	TT6300			

➤ PVD Coated

ISO	KORLOY	SUMITOMO	KYOCERA	ISCAR	SANDVIK	SECO	KENNAMETAL	TOSHIBA	mitsubishi	HITACHI	VALENITE	WALTER	TAEUCUTEC	NTK	DIJET	
Turning	P	PC8110 PC230		PR1005 PR915 PR1115	IC507 IC808		CP200	AH710			VC907 VC927				JC5003	
		PC5300 PC8115* PC3545		PR930 PR1025 PR630 PR660	IC830 IC908 IC3028	GC1025	CP250	AH330 AH740 AH120 GH330	VP15TF VP20MF	IP2000 IP3000	VC905	WTA43 WTA41	TT5030		JC5015	
	M	PC8110 PC8115* PC5300* PC9030 PC5400*	AC510U EH510Z AC520U EH520Z AC530U	PR915 PR930	IC808 IC907 IC3028 IC830	GC1005 GC1105 GC1020 GC1025 GC4125	CP200 CP250	KC5010 KC5510	AH330 GH330 AH120 GH730 AH140 AH630	MP9005 VP10RT VP15TF VP20MF	IP50S IP100S	VC929 VC927 VC902 VC901 VC905	WSM10S WSM20S WSM30S WSM40S	TT5030	ZM3 QM3 VM1 TAS	JC5003 JC5015
	K	PC5300	EH510Z EH520Z		IC5100 IC810 IC220 IC908 IC228		CP200 CP250 CP500	AH645		CY110H	VC929 VC903 VC927 VC902 VC901 VC907		TT5030			
S	PC8105 PC8110 PC8115* PC5300 PC5400*	AC510U AC520U	PR915 PR660 PR1325	IC808 IC907 IC3028 IC328	GC1105 GC1025 GC2035	TS2000 CP500 TS2500	KC5010 KC5025	AH110 AH120	VP05RT VP10RT VP15TF MP7035		WSM10 WSM20 WSM30	TT5030				

➤ Cermet

ISO	KORLOY	SUMITOMO	KYOCERA	ISCAR	SANDVIK	SECO	KENNAMETAL	TOSHIBA	mitsubishi	HITACHI	VALENITE	WALTER	TAEUCUTEC	NTK	DIJET
Turning	P	CN1500* CN1500*	T110A T2000Z* T1500A	PV30* TN30		CM C15M	HT2 KT125 HT5 KT175 KT195M	NS520 GT530* NS530 NS9530 GT9530* NS540 NS730	NX2525 NX3035 UP35N* AP25N* NX335 MP3025*	CH350 CZ25* CH530 CH550 CH570	VC83	WTA43* WTA41*	PV3010* CT3000	T3N T15 N20	LN10 CX50 CX75
		CN2500* CN2500*	T3000Z*	PV7020* TN60 TN620 TN90 PV90*	IC20N IC520N	CT5015	TP1020							C30 N40	CX90 CX99
	K	CN1500* CN2500*	T110A							NX2525				CT3000	T15

* : New grade * : PVD coated cermet

The Comparison of Milling Grades

► CVD Coated

ISO	KORLOY	SUMITOMO	KYOCERA	ISCAR	SANDVIK	SECO	KENAMETAL	TOSHIBA	mitsubishi	HITACHI	VALENITE	WALTER	TAEUCUTEC	NTK	DIJET		
Milling	P	NC5330 NC5340★ NCM325 NC5350★ NCM335	ACP100		IC5100 IC5400	GC4210 GC4220 GC4230	MP1500 MS2500 MP2500 MS2500 T350M MM4500	KCPM20 KCMP30 KC927M		FH7020 F7030			TT8515 TT7800				
		M	NC5330 NC5340★ NCM325 NC5350★ NCM335				MP2500		T3130	F7030							
			ACP400			GC2040	MM4500										
K	NC5330 NC5340★ NC5350★	ACK200		IC5100		MK1500 MK2000 MS2500 T350M MK3000	KC907M KCK15 KC914M KCPK30 KC917M KC924M		T1115 MC5020 T1015			WAK15 WKK25 WKP25S WKP35S WKP35G	TT7515 TT6800				
					GC3330 GC3040												

► PVD Coated

ISO	KORLOY	SUMITOMO	KYOCERA	ISCAR	SANDVIK	SECO	KENAMETAL	TOSHIBA	mitsubishi	HITACHI	VALENITE	WALTER	TAEUCUTEC	NTK	DIJET	
Milling	P	PC2005★ PC2010★ PC2015★ PC210F★			P20A						ATH80D PCA08M ACS05E PCA12M PC20M JX1005 TB6005 JX1020 CY9020					
		PC2505★ PC2510★			GC1010				AP20M GP20M				TT2510		DH102	
		PC3600 PC3500	ACZ310	PR730	IC903 IC908 IC950		MP3000		GH330	MP6120	TB6045	VC935	WKP25			JC5003
			ACP200	PR830 PR630	IC903 IC950	GC1025 GC1030	F25M F30M	KC522M KUC20M		VP15TF				TT7070 TT7080 TT7030	QM3 ZM3	JC5015
		PC5300	ACP300 ACZ350	PR660	IC928	GC1030	F40M T60M	KC935M KC7140 KC720	AH3135	VP30RT	JP4160 JM4160 PTH40H		WKP35 WKP45	TT8020		JC5030 JC5040
	M			PR730	IC903			KC5510 KC7020	AH120		JX1020 CY9020 JX1015 TB6020 CY250				QM3 ZM3	JC5003
		PC5300	ACM100 ACP200	PR1025 PR630	IC900 IC250	GC1125 GC1025 GC2030	F25M	KC522M KC725M KC735M		MP7130	JX1045 TB6045	VC928 VC902 VC901		TT9030		JC5015
		PC9530	ACM300 ACP300 ACZ350	PR660 PR1535	IC928	GC1030	F30M	KC7030	AH140		TB6045		WQM35 WSM35S WSP45 WSM45S	TT9080		JC5030 JC5040
		PC5400★		PR660	IC328		F40M	KC722	AH3135	MP7140	JX1060 TB6060			TT8020		
		K	PC8110★ PC6510		PR510 PR905	DT7150 IC900 IC910 IC950 IC350		MK2050	KC510M KC915M		VP10MF VP15TF		VC903 VC928		TT6290	
PC5300							KC520M	AH120	VP20RT		VC902 VC901		TT6030 TT6060		JC5015	
S	PC5300 PC5400★	AC520U	PR620 PR660 PR1535	IC328 IC408	GC1025 GC1040 S40T	F40M MS2050	KC510M KCU30M		VP15TF VP30RT MP9130	ACS05E		WSM35S WSM45S	TT9030 TT8020 TT8080			

► Cermet

ISO	KORLOY	SUMITOMO	KYOCERA	ISCAR	SANDVIK	SECO	KENAMETAL	TOSHIBA	mitsubishi	HITACHI	VALENITE	WALTER	TAEUCUTEC	NTK	DIJET	
Milling	P	CN2000 CN30	T250A	TN100M TC60M	IC30N			NS540 NS740	NX2525 NX4545	CH550 CH570			CT3000 CT7000	C50		
						CT530										
	M		T250A													
K									NX2525							

★ : New grade ☆ : PVD coated cermet

Grades / Chip Breakers

Inserts

Turning Tools

Milling Tools

Endmills / Drills

The Comparison of Chip Breakers, Grades

www.korloy.com



KORLOY

Holystar B/D, 1350, Nambusunhwan-ro, Geumcheon-gu, Seoul, 08536, Korea
Tel : +82-2-522-3181 Fax : +82-2-522-3184, +82-2-3474-4744 Web : www.korloy.com E-mail : export@korloy.com



KORLOY AMERICA

620 Maple Avenue, Torrance, CA 90503, USA
Tel : +1-310-782-3800 Toll Free : +1-888-711-0001 Fax : +1-310-782-3885
www.korloyamerica.com E-mail : sales@korloy.us



KORLOY EUROPE

Gablonzer Str. 25-27, 61440 Oberursel, Germany
Tel : +49-6171-277-83-0 Fax : +49-6171-277-83-59
www.korloyeurope.com E-mail : sales@korloyeurope.com



KORLOY INDIA

Plot NO.415, Sector 8, IMT Manesar, Gurgaon 122051, Haryana, INDIA
Tel : +91-124-4391790 Fax : +91-124-4050032
www.korloyindia.com E-mail : sales.kip@korloy.com



KORLOY BRASIL

Av. Aruana 280, conj.12, WLC, Alphaville, Barueri,
CEP06460-010, SP, Brasil
Tel : +55-11-4193-3810 E-mail : vendas@korloy.com